



**Whiter.
Brighter.
You.**

collection

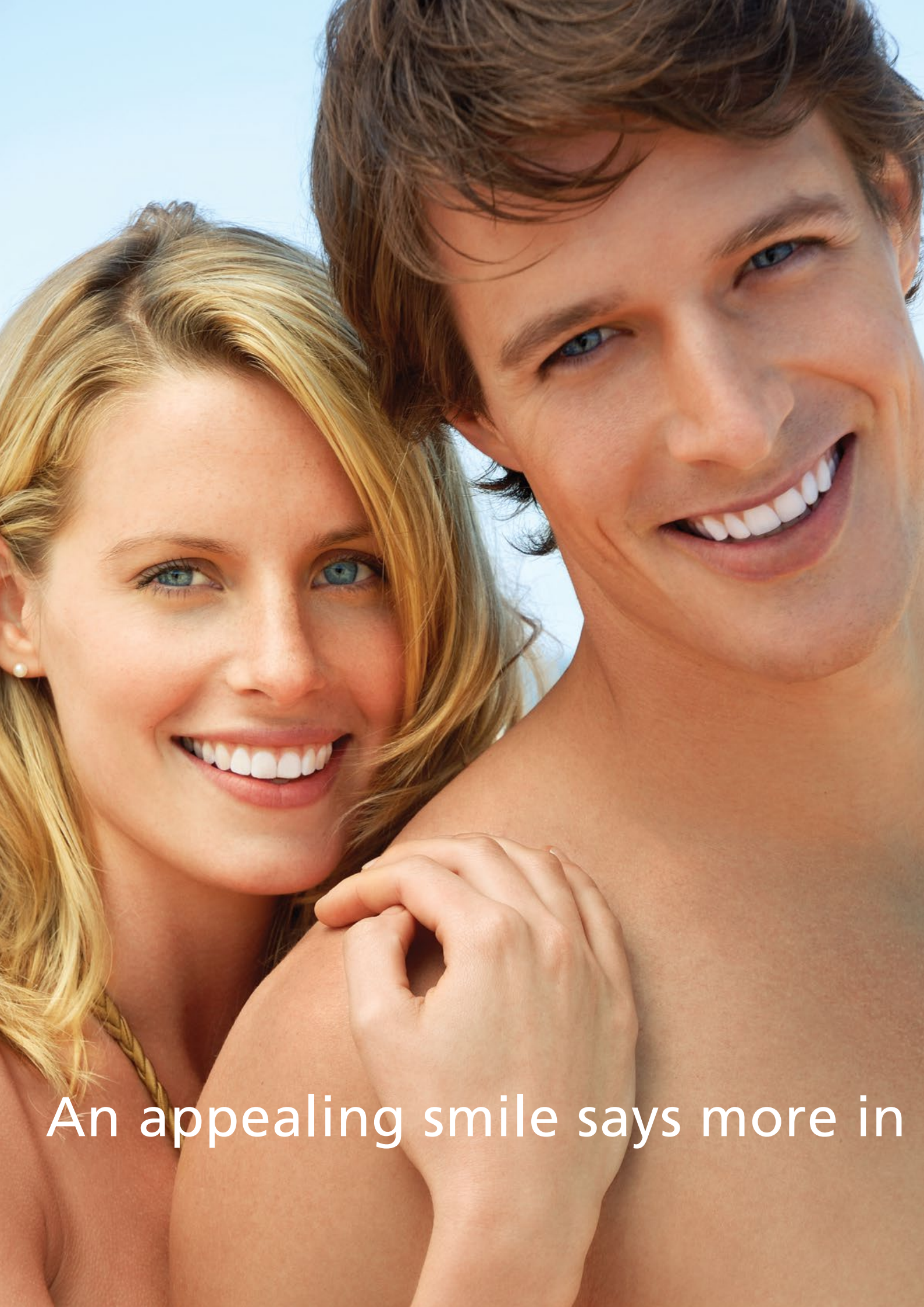
pola

ADVANCED TOOTH WHITENING SYSTEM



Your Smile. Our Vision.
www.sdi.com.au
www.polawhite.com.au





An appealing smile says more in



**Whiter,
Brighter.
You.**

poladay

SDI NEW YORK RIO DE JANEIRO MILAN BERLIN DUBAI
PARIS ROME LONDON SYDNEY HONG KONG

poladay

AVAILABLE IN 3%, 7.5% & 9.5%
HYDROGEN PEROXIDE

SDI

CAUTION: FEDERAL LAW RESTRICTS THIS DEVICE TO
SALE BY OR ON THE ORDER OF A PHARMACEUTICAL
DISTRIBUTOR. POLADAY IS AVAILABLE AT www.poladay.com or
contact your regional representative.
CAUTION: USE POLADAY ONLY UNDER THE SUPERVISION
OF A DENTIST. KEEP OUT OF REACH OF CHILDREN.

SDI PARIS ROME LONDON SYDNEY HONG KONG
NEW YORK RIO DE JANEIRO MILAN BERLIN DUBAI

boisgen



an instant than words can ever say

POLAOFFICE+



Auto-mix in-office tooth whitening system

Pola Office+ is a medical tooth whitening product, requiring minimal chair time used for treating dark teeth staining caused by trauma, illness or certain medications taken by the patient. Using an auto-mix syringe, the total treatment time will take less than 30 minutes. The unique 37.5% hydrogen peroxide formula ensures fast release of the peroxide ions to begin the whitening process.

Pola Office+ is a minimally invasive alternative treatment for a tooth that would otherwise need to be restored with a crown or veneer in order to return the tooth to its original colour.

Indications for use:

- Lightly etching away surface staining on vital teeth
- Lightly etching away surface staining on non-vital teeth.
- Assisting in the brightening of discoloured teeth
- Removal of surface stains and other discoloration on teeth caused by metabolic, pharmacological, congenital, iatrogenic, traumatic, or systemic factors including:
 - Medications, such as tetracycline, minocycline
 - Fluorosis
 - Stains caused by trauma

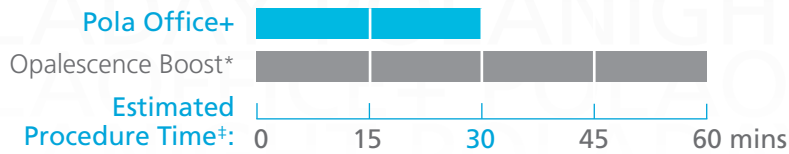
Kits:

Pola Office+ 3 Patient Kit - 37.5% hydrogen peroxide with retractors

3 X 2.8 mL syringes of Pola Office+
3 X 1g Gingival Barrier syringes
3 X Cheek Retractors
Accessories
Reorder 7700465

Pola Office+ 3 Patient Kit - 37.5% hydrogen peroxide no retractors

3 X 2.8 mL syringes of Pola Office+
3 X 1g Gingival Barrier syringes
Accessories
Reorder 7700464



Before treatment



After treatment



NOTE:
Individual patient results may vary.

Photos courtesy of Dr Hermeler from Germany.

Auto-mixed, fast application

No light required

Pola Office+ can be used with or without a light, as it does not require activation. While a light is not necessary, you certainly can use a bleaching light or a standard heat emitting curing light to accelerate the brightening process.

Maximum comfort

The neutral pH of Pola Office+ ensures maximum comfort during and after treatment. The shorter treatment time results in less patient discomfort and lower sensitivity.

Built-in desensitiser

No separate desensitiser is required. Pola Office+ has unique built-in desensitising properties that inhibit post-operative sensitivity. Potassium nitrate, the key pain-reducing ingredient, penetrates the nerve endings by blocking transmission of sensitive nerve impulses to provide a calming effect.

Simple delivery

No mixing is required. The dual barrel syringe system mixes as you apply the gel directly to the tooth. This ensures a consistent blend of freshly activated gel. The freshly activated gel maximises the whitening effect. The fine applicator tip allows easy application, especially in tight spots.

Just one thin layer

A thin layer of gel is all that is required. Use the tip to spread the gel ensuring all tooth surfaces are covered. The sticky gel formula adheres firmly to tooth surfaces maximising the bleaching effect.

“83% of evaluators would purchase Pola Office+”

“89% of evaluators would recommend Pola Office+ to a colleague”

Pola Office+ 1 Patient Kit - 37.5% hydrogen peroxide with retractor

1 X 2.8 mL syringe of Pola Office+
1 X 1g Gingival Barrier syringe
1 X Cheek Retractor
Accessories
Reorder 7700462

Pola Office+ 1 Patient Kit - 37.5% hydrogen peroxide no retractor

1 X 2.8 mL syringe of Pola Office+
1 X 1g Gingival Barrier syringe
Accessories
Reorder 7700461

NOTE: These products are not available in all markets.



POLAOFFICE

Quick and easy in-office tooth brightening system



Hand-mix in-office tooth whitening system

Pola Office is a medical tooth whitening product used for treating dark teeth staining caused by trauma, illness or certain medications taken by the patient. Pola Office is hand mixed, combining powerful 35% hydrogen peroxide liquid with powder which contains activators to release the full power of the peroxide to reduce the staining of the tooth.

Pola Office is a minimally invasive alternative treatment for a tooth that would otherwise need to be restored with a crown or veneer in order to return the tooth to its original colour.

Indications for use:

- Lightly etching away surface staining on vital teeth
- Lightly etching away surface staining on non-vital teeth.
- Assisting in the brightening of discoloured teeth
- Removal of surface stains and other discoloration on teeth caused by metabolic, pharmacological, congenital, iatrogenic, traumatic, or systemic factors including:
 - Medications, such as tetracycline, minocycline
 - Fluorosis
 - Stains caused by trauma

Very fast procedure

Pola Office's total treatment time is about 30 minutes. Less chair time means increased patient comfort and satisfaction.

Built in desensitiser

Pola Office contains potassium nitrate, a known desensitising agent. It acts on the nerve endings by blocking transmission of sensitive nerve impulses and providing a calming effect.

No light required

No light is required to accomplish effective results, however any heat emitting curing light will accelerate the brightening process to achieve results in just 30 minutes.

Flexible gingival barrier

Pola Office's flexible gingival barrier allows for a quick and clean removal.

Pola Office 3 Patient Kit 35% hydrogen peroxide

6 X 0.3g Pola Office Powder Pots
6 X 2mL Pola Office Syringes
3 X 1g Gingival Barrier Syringes
Accessories
Reorder 7700218

Pola Office 1 Patient Kit 35% hydrogen peroxide

2 X 0.3g Pola Office Powder Pots
2 X 2mL Pola Office Syringes
1 X 1g Gingival Barrier Syringe
Accessories
Reorder 7700256

Gingival Barrier 2 Syringe Refill

2 X 1g Gingival Barrier Syringes
Accessories
Reorder 7750006

NOTE: These products are not available in all markets.



POLADAY CP

Waiting room whitening

Pola Day CP is a medical tooth whitening product, used for treating dark teeth staining caused by trauma, illness or certain medications taken by the patient. Pola Day CP treatment is carried out in the waiting room of the dental practice for up to 30 minutes using custom made whitening trays under the supervision of the dentist. Pola Day CP can also be used as a 'jump start' treatment, prior to cosmetic whitening procedures.

Pola Day CP 35% carbamide peroxide gel is a minimally invasive alternative treatment for a tooth that would otherwise need to be restored with a crown or veneer in order to return the tooth to its original colour.

Indications for use:

- Lightly etching away surface staining on vital teeth
- Lightly etching away surface staining on non-vital teeth.
- Assisting in the brightening of discoloured teeth
- Removal of surface stains and other discoloration on teeth caused by metabolic, pharmacological, congenital, iatrogenic, traumatic, or systemic factors including:
 - Medications, such as tetracycline, minocycline
 - Fluorosis
 - Stains caused by trauma

Advantages

- 35% carbamide peroxide
- High water content
- Fluoride releasing
- Natural soother and conditioner
- Neutral pH and desensitising additives



Pola Day CP
4 X 1.3g Syringe Kit
 35% Carbamide Peroxide
 Reorder 7700329

NOTE: This product is not available in all markets.

POLADAY & POLANIGHT

Take home tooth whitening systems



Registered cosmetics

Pola Day 3% and 6% and Pola Night 10% and 16% comply with the Council of European Union amending Directive 76/768/EEC, concerning cosmetic products.

Natural soother and conditioner

The incorporation of special additives minimises plaque formation and enhances remineralisation to further reduce sensitivity.

High water content

The high water content of the gel reduces dehydration of the enamel and decreases patient sensitivity.

High molecular weight thickener

This reduces the tacky feeling and drying effect of the gel in turn reducing sensitivity further.

High viscosity

The high viscosity gel ensures it can be easily and securely placed into the tray and remains in the tray for the entire procedure.

Taste

The pleasantly flavoured spearmint gel is both fresh and long lasting.

Fluoride releasing

The addition of fluoride remineralises the tooth surface assisting in reducing post-operative sensitivity.

Neutral pH

Pola Day and Pola Night's neutral pH ensures the full release of the peroxide without jeopardising patient comfort.

Pola Day and Pola Night 10 X 1.3g Syringe Kits

Reorder
7700353 (3% Hydrogen Peroxide)
7700359 (6% Hydrogen Peroxide)
7700371 (10% Carbamide Peroxide)
7700377 (16% Carbamide Peroxide)

Pola Day and Pola Night 4 X 1.3g Mini Kits

Reorder
7700351 (3% Hydrogen Peroxide)
7700357 (6% Hydrogen Peroxide)
7700369 (10% Carbamide Peroxide)
7700375 (16% Carbamide Peroxide)

Pola Day and Pola Night 50 X 1.3g Bulk Kits

Reorder
7700355 (3% Hydrogen Peroxide)
7700361 (6% Hydrogen Peroxide)
7700373 (10% Carbamide Peroxide)
7700379 (16% Carbamide Peroxide)

From just 30 minutes
once a day



Contains desensitising agent

The Pola Day and Pola Night gels contain a desensitising agent which acts on the nerve endings, and desensitises them at the pulp-dentin border, in turn minimising sensitivity and maximising patient comfort.

Before treatment



After treatment



NOTE: Individual patient results may vary.

Photos courtesy of Dr. Linda Greenwall, BDS(Rand), MGDS RCS (Eng), MSc (London), MRD RCS (Eng), FFGDP

Treatment guidelines

poladay 3%	hydrogen peroxide 2 or 3 X 30 min/day OR 1 X 60 min/day
poladay 6%	hydrogen peroxide 1 or 2 X 30 min/day OR 1 X 45 min/day
polanight 10%	carbamide peroxide 2 hrs to overnight
polanight 16%	carbamide peroxide 90 min to overnight

**Pola Day and Pola Night
25 x 3g Syringe Value Packs**
Reorder
7700090 (6% Hydrogen Peroxide)
7700091 (16% Carbamide Peroxide)

Tray Material – 20 Pieces
20 Piece Refill
Reorder 7750005

Tray Cases – 5 Pack
5 Tray Cases
Reorder 7750008

Cosmetic Pola Pouches - 10 Pack
250 x 95mm 10 Pouches
Reorder 7700997

**Pola Day and Pola Night
50 X 3g Dispenser Packs**
Reorder
7700079 (6% Hydrogen Peroxide)
7700085 (16% Carbamide Peroxide)

Spacer Resin 2 Syringe Refill
2 X 1g Spacer Resin Syringes
Accessories
Reorder 7700012



POLAOFFICE+ 6%

in-office tooth whitening system



Minimal chair time is required

Less chair time means increased patient comfort, satisfaction, improved productivity and profitability. The unique 6% hydrogen peroxide formula ensures fast release of the peroxide ions to begin the bleaching process.

This tooth whitening product complies with the council of European Union amending Directive 76/768/EEC.

No bleaching light required

Pola Office+ 6% can be used with or without a bleaching light, as it does not require activation. While a light is not necessary, you certainly can use a bleaching light or a standard heat emitting curing light to accelerate the bleaching process.

Maximum comfort

The high pH of Pola Office+ 6% soothes teeth and ensures maximum comfort during and after treatment. The shorter treatment results in less patient discomfort and lower sensitivity.

Very stable

Pola Office+ 6% dual barrel syringes ensure maximum stability until the product is mixed. The alkaline part is kept separate until just before use.

Advantages

- No gingival barrier protection required
- No bleaching light required
- Maximum comfort
- Very stable
- Simple procedure
- Built-in desensitiser
- Simple delivery



Pola Office+ 3 Patient Kit - 6% hydrogen peroxide
 3 X 2.8 mL syringes of Pola Office+
 Accessories
 Reorder 7700467

Pola Office+ 1 Patient Kit - 6% hydrogen peroxide
 1 X 2.8 mL syringes of Pola Office+
 Accessories
 Reorder 7700466



SOOTHE

A potassium nitrate and fluoride releasing desensitising gel.



Desensitiser

Soothe, a sustained release gel containing 6% potassium nitrate and 0.1% fluoride gel, relieves tooth sensitivity caused by chemical and thermal changes. Unlike other desensitisers, Soothe will not interfere with the whitening process.

Apply before or after whitening and brightening

Sensitivity can occur during or after the tooth whitening and brightening procedures. Soothe can be applied before or after the treatment.

Soothe
4 X 1.2mL Syringe Kit
Reorder 8150002

Soothe
50 X 1.2mL Syringe Kit
Reorder 8150033

POLAPAIN

Paint on tooth whitening gel.

A registered cosmetic

Pola Paint complies with the Council of European Union amending Directive 76/768/EEC, concerning cosmetic products.

Quick and easy for you

There is no need for trays to be made. Patients simply purchase a kit from you and do the work themselves. Pola Paint is an excellent marketing tool for your tooth whitening business.

Quick and easy for your patient

Your patient can apply Pola Paint whenever they wish at any time during the day or night – no one will notice they have Pola Paint on. The low viscosity fast drying gel enables a film to form on the tooth surface with minimal drying time. Patients can choose to whiten one single tooth or their complete smile.

Super touch up

Pola Paint is a great touch up procedure for patients who have already whitened their teeth before – Pola Paint recharges the brightness!

Economical

Pola Paint is the economical first step to encouraging your patients to whiten their teeth. No trays are required. No chair time is used.

Fluoride releasing

The addition of fluoride remineralises the tooth surface and assists in reducing post-operative sensitivity.

No messy trays

Pola Paint does not require any trays or equipment to be used. Your patient can continue their normal routine without anyone knowing they are whitening their teeth at the same time.

Pleasant flavour

A long lasting spearmint flavour.



Pola Paint
1 X 5.5mL Pola Paint Tube
Reorder 7700037



Pola Patient Handouts
Reorder M100122



Pola Patient Handout Stand
Reorder M100041



Pola Appointment Card
Reorder M770956



Pola Before & After Stand
Reorder M100044



Pola Carry Bag
Reorder M100143



Pola Carry Bag
Reorder M100141



Customisable marketing material

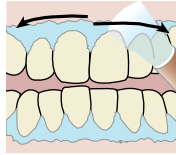
More customisable marketing material is available via download.

Visit: www.sdi.com.au/en-eu/marketing-materials/

INSTRUCTIONS

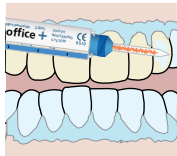
Pola Office+

- 1 Record pre-operative shade.
- 2 Clean teeth with flour based pumice.
- 3 Place cheek retractor and cover exposed lip with petroleum gel.

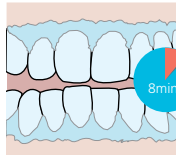


- 4 Dry teeth and apply gingival barrier; light cure in fanning motion.

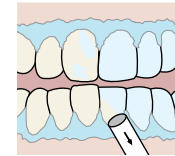
- 5 Firmly attach a mixing tip to Pola Office+ syringe away from patient; dispense small amount of gel onto mixing pad to ensure adequate mixing.



- 6 Directly apply a **thin** layer of gel to all teeth undergoing treatment.



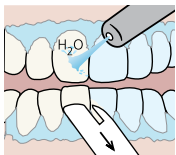
- 7 Leave gel on teeth surfaces for 8 minutes. (Optional curing light can be used according to manufacturer's instructions.)



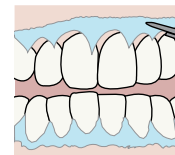
- 8 Suction off using a surgical aspirator tip.



- 9 Complete steps 6-8 three times (optional 4 times).



- 10 After the last application, suction all gel off, then wash with water and apply suction.



- 11 Remove gingival barrier.



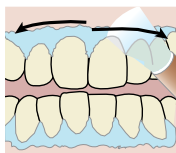


Pola Office

1 Record pre-operative shade.

2 Clean teeth with flour based pumice.

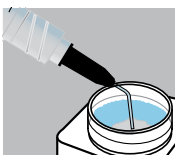
3 Place cheek retractor and cover exposed lip with petroleum gel.



4 Dry teeth and apply gingival barrier; light cure in fanning motion.



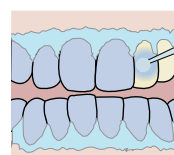
5 Open powder pot. Take one Pola Office syringe, **firmly** attach a tip, and **carefully pull back** plunger to release pressure.



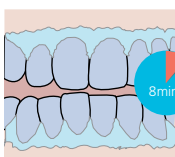
6 **Carefully** extrude contents of syringe into the pot.



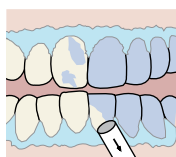
7 Immediately mix using a brush applicator until gel is homogeneous.



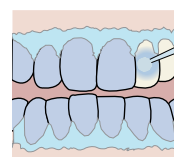
8 Apply a **thick** layer of gel to all teeth undergoing treatment.



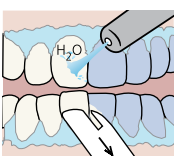
9 Leave gel on teeth surfaces for 8 minutes. (Optional curing light can be used according to manufacturer's instructions.)



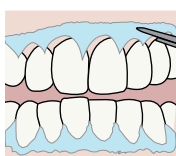
10 Suction off using a surgical aspirator tip.



11 Complete Steps 8-10 three times (optional 4 times). Note: One pot should only be used for 2 applications or within 20 minutes of mixing.

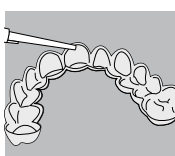


12 After the last application, suction all gel off, then wash with water and apply suction.

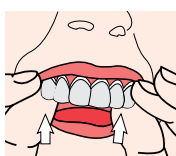


13 Remove gingival barrier.

Pola Day / Pola Night / Pola Day CP



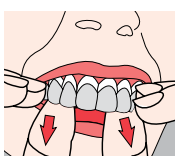
1 Place a small drop of gel into every compartment of the tray for the teeth undergoing treatment.



2 Seat the tray, with the gel, around the teeth.



3 Wipe away excess gel in mouth with a tissue or dry soft brush.



4 After treatment, remove tray. Rinse tray and mouth with lukewarm water.



5 Brush teeth.



visit www.polawhite.com

* Opalescence Boost, Zoom2! and Venus White Max are not the trademarks of SDI Limited.

‡ Published and SDI Test Data.

† In-house data based on external clinical evaluators

SDI

Made in Australia by SDI Limited, Bayswater, Victoria 3153, Australia 1 800 337 003, Austria 00800 0225 5734, Brazil 0800 770 1735, France 00800 0225 5734, Germany 0800 100 5759, Ireland 00800 0225 5734, Italy 00800 0225 5734, New Zealand 0800 734 034, Spain 00800 0225 5734, United Kingdom 00800 0225 5734, USA & Canada 1 800 228 5166
www.sdi.com.au
www.polawhite.com

23/8/16

M100123 B



+D036M1001231V