

# IT'S THEIR TIME TO SHINE



FIND A BRIGHTER  
SHADE OF WHITE.

pola


ADVANCED TOOTH  
WHITENING SYSTEM

TALK TO YOUR PATIENTS ABOUT A  
WHITENING PROGRAMME THAT'S RIGHT FOR THEM

SDI

# POLA ADVANCED TOOTH WHITENING

DISCOVER A  
BRIGHTER SHADE  
OF WHITE



PROVIDE PATIENTS WITH A STEP BY  
STEP GUIDE TO AT HOME WHITENING:

[WWW.POLAWHITE.COM.AU](http://WWW.POLAWHITE.COM.AU)





## polaoffice+

Visibly whiter teeth in just 45 minutes.



## polanight

Convenient whitening solution for patients with sensitive teeth.



## pola luminare

Ideal touch up tool to maintain a whiter brighter smile.



## poladay

Fits into your patient's daily schedule.



## soothe

Potassium nitrate and fluoride releasing gel to relieve tooth sensitivity.

# polaoffice+ 6%

MINIMAL CHAIR TIME  
IS REQUIRED.

polaoffice+ is a unique formulation that releases the active ingredients immediately to initiate the whitening treatment.

By breaking down and releasing the peroxide ions fast and effectively, **pola's** whitening process is triggered and does not require UV light to accelerate the treatment.

**6% hydrogen peroxide - EU compliant**

**High pH activation for super fast release of peroxide ions**

**Same handling property as current Pola Office+**



## Indications:

Whitening of discoloured vital and non-vital teeth.

## POLAOFFICE+ IS DESIGNED FOR PATIENT COMFORT

### MINIMAL CHAIR TIME

A unique **6% hydrogen peroxide formulation**, designed to whiten teeth in just 45 minutes.

Requiring 1 thin layer applied to teeth that is easily removed by rinsing.

### BUILT IN DESENSITISER

polaoffice+ has unique built-in desensitising properties that inhibit post-operative sensitivity. Potassium nitrate, the key pain-reducing ingredient, penetrates the nerve endings by blocking transmission of sensitive nerve impulses to provide a calming effect.

polaoffice+ has neutral pH and Potassium Nitrate which ensure that the whitening only acts on teeth, minimising irritation, burning, pain or long term gum damage.

polaoffice+	6% hydrogen peroxide
poladay - 3%	3% hydrogen peroxide
poladay - 6%	6% hydrogen peroxide
pola <b>luminare</b> - 6%	6% hydrogen peroxide
polanight - 10%	10% carbamide peroxide (equal to 3.3% hydrogen peroxide)
polanight - 16%	16% carbamide peroxide (equal to 5.3% hydrogen peroxide)

# POLAOFFICE+ STEP BY STEP GUIDE

1. Determine and record pre-operative shade using the Pola shade guide supplied in the packaging.
2. Clean teeth with ONLY a flour based pumice.
3. Place cheek retractors and then cover exposed lip surface with petroleum gel.
4. Dry teeth and apply Gingival Barrier to both arches, slightly overlapping enamel and interproximal spaces. - OPTIONAL STEP
5. Light cure in a fanning motion for 10-20 seconds until the Gingival Barrier is cured. - OPTIONAL STEP
6. Firmly attach a mixing nozzle to the polaoffice+ syringe away from patient. Dispense a small amount of gel on to a mixing pad until a uniform gel is extruded.
7. Using the nozzle as a guide, directly apply a thin layer of gel to all teeth undergoing treatment. A thin layer will help prevent the gel from running. NOTE: It is best not to lift the nozzle when moving from tooth to tooth. Use a continuous motion.
8. Leave gel on for 15 minutes
9. Suction off using an aspirator tip. Note: It is normal for a residue layer of gel to remain on the surface of the teeth.
10. Repeat steps 7-9 three times (optional 4 times).
11. After the last application, suction and wash the gel off.
12. Record the final shade.



Note: polaoffice+ can only be administered by dentists. It is not suitable for patients to take home. Visit [www.polawhite.com.au](http://www.polawhite.com.au) for more information.

## polaoffice+ 3 Patient Kit

3 X 2.8 mL syringes of Pola Office+  
Accessories  
7700467 (6% HP)

## polaoffice+ 1 Patient Kit

1 X 2.8 mL syringe of Pola Office+  
Accessories  
7700466 (6% HP)



# poladay & polanight

ENABLE YOUR PATIENTS TO TAKE POLA ADVANCED TOOTH WHITENING HOME WITH THEM

## Fluoride releasing

poladay and polanight both contain fluoride, which helps strengthen the tooth to protect it against sensitivity.

## Safe and convenient

poladay and polanight's unique high water content formulation has a neutral pH to protect gums and teeth during treatment and helps to prevent sensitivity.

## Effective whitening

The desired whitening effect can be achieved in as little as 30 minutes or can be conveniently applied overnight while you sleep. There are a variety of different strengths of poladay and polanight that patients can use at home – use the pola Selector to choose the product that is most suitable for your patient (available at [www.polawhite.com.au](http://www.polawhite.com.au)).

## Pola Desensitising Technology (PDT)

poladay and polanight contain PDT to assist with the prevention of post treatment sensitivity.

## What's the difference between poladay and polanight?

poladay is based on hydrogen peroxide which results in a faster release of oxygen and therefore results in shorter application times – suits patients who can not manage overnight use. poladay is a range of take-home gels specifically designed for achieving whitening results for patients with limited time in their schedule.

polanight is based on carbamide peroxide for slow release of reactive oxygen and recommended for night time use.

polanight is a range of take-home gels that deliver optimum whitening results to patients who have more sensitive teeth.

Both ranges are available in a variety of different strengths with the lower concentrations geared towards more sensitive teeth.

## polanight strengths

- 10% carbamide peroxide
- 16% carbamide peroxide

## poladay strengths

- 3% hydrogen peroxide
- 6% hydrogen peroxide

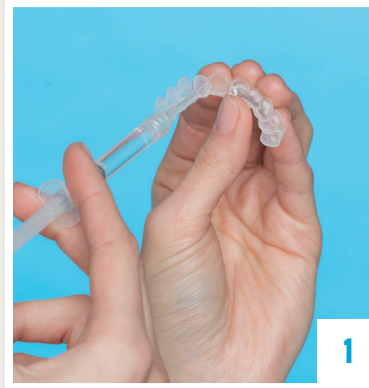
# pola luminate

With 6% hydrogen peroxide, **pola luminate** is our highest strength brush on tooth whitener available. Brush directly onto teeth without the need for trays. Designed to be worn for just 30 minutes, **pola luminate** is the ideal touch up tool to maintain your bright white smile between dental visits. With over 60 applications in one tube plus a long-lasting spearmint flavour, you can whiten your teeth anywhere and anytime.



# TAKE HOME STEP BY STEP GUIDE

1. Place a small drop of gel into every compartment of the tray for the teeth undergoing treatment.
2. Seat the tray, with the gel, around the teeth.
3. Wipe away excess gel in mouth with a tissue or dry soft brush.
4. After treatment, remove tray. Rinse tray and mouth with lukewarm water.
5. Brush teeth.



## poladay and polanight 10 x 1.3g Syringe Kits

7700353 (3% HP)  
7700359 (6% HP)  
7700371 (10% CP)  
7700377 (16% CP)



## poladay and polanight 4 x 1.3g Mini Kits

7700351 (3% HP)  
7700357 (6% HP)  
7700369 (10% CP)  
7700375 (16% CP)



## poladay and polanight 50 x 3g Dispenser Kit

7700079 (6% HP)  
7700085 (16% CP)



## pola luminate

7700092  
1 X 5.5mL Pola Luminate



## soothe

8150002  
4 X 1.2mL Soothe Syringes  
8150033  
50 X 1.2mL Soothe Syringes



## poladay and polanight 50 x 1.3g Bulk Kits

7700355 (3% HP)  
7700361 (6% HP)  
7700373 (10% CP)  
7700379 (16% CP)

## Spacer Resin 2 Syringe Refill

7700012  
2 X 1g Spacer  
Resin Syringes

## Tray Material: 20 Pieces

7750005  
20 Piece Refill

## Cosmetic Pola Pouches: 10 Pack

7700999  
10 Pouches

## Tray Cases: 5 Pack

7750008  
5 Tray Cases

**Please note:** each pack includes accessories.

CP: Carbamide Peroxide

HP: Hydrogen Peroxide

# FREE MARKETING MATERIALS

MARKETING MATERIALS TO ASSIST IN PROMOTING WHITENING TO PATIENTS.



POSTER POLADAY  
Reorder M100274



POSTER POLADAY AND POLANIGHT  
Reorder M100280



POLA BEFORE & AFTER STAND  
Reorder M100288



POLA THANK YOU CARD  
Reorder M100295



POLA PATIENT HANDOUTS  
Reorder M100298



POLA PATIENT HANDOUT STAND  
Reorder M100290




# FREE MARKETING MATERIALS

MARKETING MATERIALS TO ASSIST IN PROMOTING WHITENING TO PATIENTS.



**POLA CEILING TILE**  
Reorder M100293



**POLA APPOINTMENT CARD**  
Reorder M100287



**POLA STATEMENT STUFFER**  
Reorder M100291



**POLA MENU**  
Reorder M100292



**POLA WINDOW STICKER**  
Reorder M100289



**POLA WAITING ROOM USB VIDEO**  
Reorder M100245



**POLA CARRY BAG**  
Reorder M100141



**POLA CARRY BAG**  
Reorder M100143



**CUSTOMISABLE MARKETING MATERIAL**  
More customisable marketing material is available via download.  
Visit: [www.sdi.com.au](http://www.sdi.com.au)

# FIND A BRIGHTER SHADE OF WHITE

- All **pola** advanced whitening products are designed with **patient comfort in mind**.
- **Convenient take home whitening solutions** with **poladay**, **polanight** and **pola llluminate**.



**TALK TO YOUR PATIENTS TODAY ABOUT  
A WHITENING PROGRAMME RIGHT FOR THEM**

15-03-2018 M100297 B



**ADVANCED TOOTH  
WHITENING SYSTEM**

