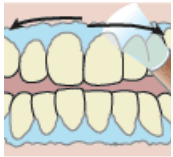




Instructions

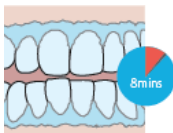
- 1 Record pre-operative shade.
- 2 Clean teeth with flour based pumice.
- 3 Place cheek retractor and cover exposed lip with petroleum gel.
- 4 Dry teeth and apply gingival barrier; light cure in fanning motion.



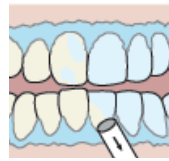
- 5 Firmly attach a mixing tip to Pola Office+ syringe away from patient; dispense small amount of gel onto mixing pad to ensure adequate mixing.
- 6 Directly apply a thin layer of gel to all teeth undergoing treatment.



- 7 Leave gel on teeth surfaces for 8 minutes. Optional curing light can be used according to manufacturer's instructions



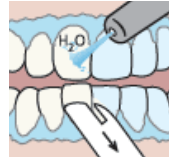
- 8 Suction off using a surgical aspirator tip.



- 9 Complete steps 6-8 three times (optional 4 times).



- 10 After the last application, suction all gel off, then wash with water and apply suction.



- 11 Remove gingival barrier.

