

# glacier

ANTERIOR / POSTERIOR MICRO-HYBRID COMPOSITE

MIKRO-HYBRID KOMPOSIT FÜR FRONT-UND SEITENZAHN

COMPÓSITO MICRO-HÍBRIDO PARA USO ANTERIOR / POSTERIOR

COMPOSITE MICROHIBRIDO ANTERIOR POSTERIOR

COMPOSITE MICRO-HYBRIDE ANTÉRIEUR / POSTÉRIEUR

COMPOSITO MICRO-IBRIDO PER RESTAURI ANTERIORI E POSTERIORI

KOMOZYT MIKROHYBRYDOWY TYPU ANTERIOR/POSTERIOR

HYBRIDNÍ KOMPOZIT PRO ANTERIORNÍ / POSTERIORNÍ ÚSEK

MIKRO-HYBRIDNÝ ANTERIOR / POSTERIOR KOMPOZIT

前牙区/后牙区微粒填料复合树脂



SDI

# universal micro-hybrid composite with super low shrinkage

# glacier



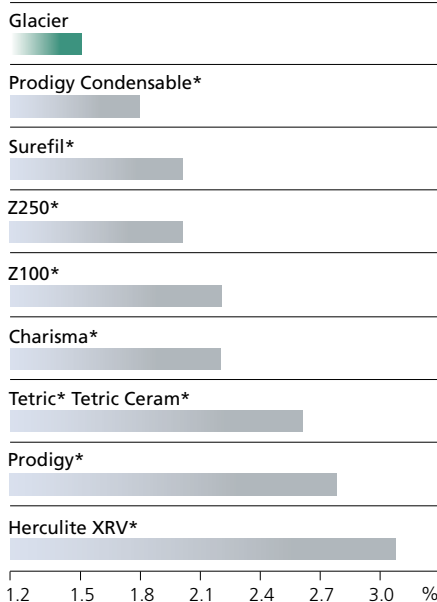
The Dental Advisor.  
June 1998,  
Vol. 15, No. 5.



### Significantly less shrinkage

Glacier exhibits the lowest polymerization shrinkage of 1.5%.<sup>(1)</sup> Glacier utilises longer resin chains with fewer monomer links to reduce shrinkage. Less links equate to less shrinkage. Lower shrinkage minimises sensitivity and microleakage; an effective seal against microleakage decreases the potential for secondary caries development.

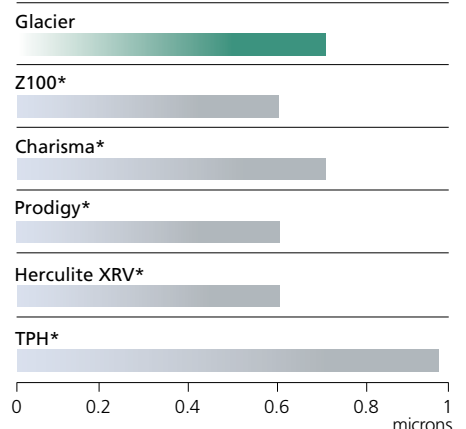
volumetric shrinkage comparison (1) \*\*



### Mean particle size

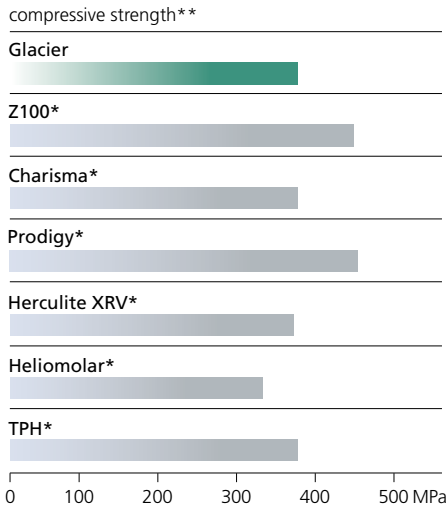
Glacier's particle size distribution, with a mean size of 0.7 microns, optimizes wear resistance and polishability for anterior and posterior restorations.

mean particle size\*\*



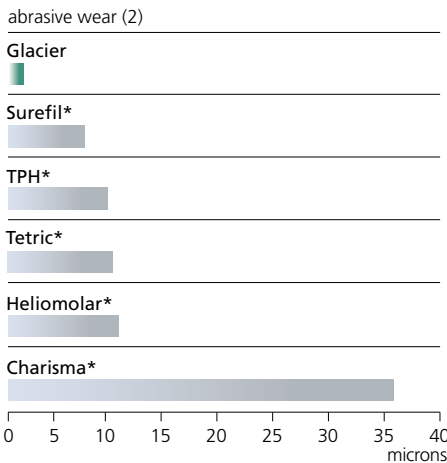
### Compressive strength

Glacier's optimum filler level maximises strength, and minimises wear and shrinkage. Glacier's compressive strength of 375 MPa enhances longevity by withstanding mastication forces.



### Abrasive wear

Glacier's wear resistance prevents loss of anatomic form. Glacier 'is extremely resistant to wear.' (3)



### Anterior restorations



Glacier's non-stick handling facilitates anterior placement.



Place Glacier anteriorly without slumping. Glacier will not stick to the instrument nor pull back.



Glacier polishes to a smooth, natural lustre.

### Posterior restorations



Condense Glacier into a posterior preparation.



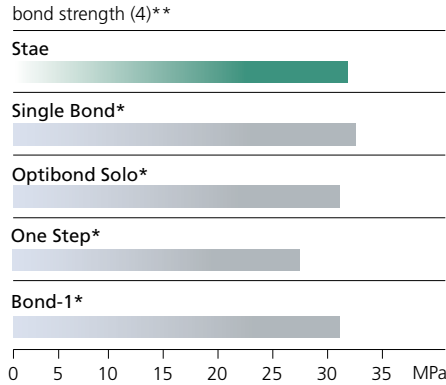
Glacier's firm, packable handling ensures tight contacts.



Glacier's high polishability resists wear.

### Bond strength

Stae, a fluoride releasing single component bonding agent, exhibits uniform bonding to the tooth structure with no gaps or voids visible within the hybrid layer.



### Dental Advisor rating

Glacier 91% approval rating. 'Consultants who used Glacier initially continued to use it and noted that it was as good as or better than the material they previously used.' 'Nice esthetics.' (5)

### Indications

- Anterior restorations
- Posterior restorations
- Veneers
- Inlays/Onlays
- Core build up
- Class I, II, III, IV, V

### Instructions:

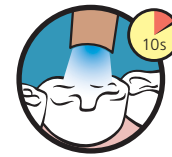
Isolate tooth, prepare cavity

- 1 Etch tooth surface with Super Etch 37% phosphoric acid for 20 seconds
- 2 Wash thoroughly
- 3 Remove excess water. Keep moist
- 4 Apply Stae to saturate all internal surfaces, or bonding agent according to manufacturer's instructions



- 5 Blow gently with dry, oil-free air for 2 seconds to evaporate solvent. Leave surface glossy

- 6 Light cure for 10 seconds



- 7 Place Glacier in increments of 2mm or less in:


- 7.1 Anterior restorations



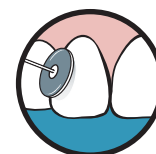
- 7.2 Posterior restorations



- 8 Cure Glacier for 20 seconds in increments of 2mm



- 9 Polish and finish



# glacier



### Glacier 20 x 0.25g Complet Refill Enamel

Reorder	
7450001	A1
7450002	A2
7450003	A3
7450004	A3.5
7450005	A4
7450006	B1
7450007	B2
7450008	B3
7450009	B4
7450010	C2
7450011	C3
7450012	C4
7450013	D3
7450014	Incisal bleach
7454151	

### Glacier 20 x 0.25g Complet Refill Dentin

Reorder	
7450015	OA2
7450016	OA3
7450017	OA3.5
7450018	OB3
7450019	OB4
7450020	OC2
7450021	OC4
7450022	OD3

### Glacier 4g Syringe Enamel

Reorder		
7010102	A1	
7010203	A2	
7010304	A3	
7010405	A3.5	
7010506	A4	
7011112	B1	
7011211	B2	
7011314	B3	
7011415	B4	
7012223	C2	
7012324	C3	
7012425	C4	
7013334	D3	
7014142	Incisal	
7015151	bleach	

### Glacier 4g Syringe Dentin

Reorder		
7010204	OA2	
7010305	OA3	
7010406	OA3.5	
7011315	OB3	
7011416	OB4	
7012224	OC2	
7012426	OC4	
7013335	OD3	

### Glacier Complet Introductory Kit

60 x 0.25g Glacier complets  
 Enamel: A2, A3, A3.5, B4, C4, D3 - 10 each  
 2 x 2mL Super Etch syringes  
 5mL Stae Single Component  
 25 Super Etch disposable tips  
 SDI complet applicator  
 accessories  
 Reorder 7030001

### Glacier 10 Syringe Kit

10 x 4g Glacier syringes  
 Enamel: A1, A2, A3, A3.5, B1, B3, C2  
 Dentin: OB4, OC4 and OD3  
 2 x 5mL Stae Single Component  
 4g composite Polishing Paste  
 2mL Super Etch syringe  
 25 Super Etch disposable tips  
 accessories  
 Reorder 7000002

### Glacier 5 Syringe Kit

5 X 4g Glacier syringes  
 Enamel: A2, A3, A3.5, B2, C2  
 2 x 5mL Stae bottles  
 10mL Etchant gel bottle  
 accessories  
 Reorder 7000005

### Stae Kit

1 x 5mL Stae fluoride releasing single component dentin/enamel adhesive  
 2 x 2mL Super Etch syringes  
 25 Super Etch disposable tips  
 accessories  
 Reorder 8100202

\*Prodigy Condensable, Surefil, Z250, Z100, Charisma, Tetric, Tetric Ceram, Prodigy, Herculite XRV, TPH, Heliomolar, Single Bond, Optibond Solo, One Step and Bond-1 are not the registered trademarks of SDI Limited.

\*\*Source - Published and SDI test data.

- (1) Cook W.D., (1997). Polymerization shrinkage in dental composites. Monash University, Australia.
- (2) Sarkar N.K., Yang K.H., Bhattacharya R., Moiseyeva G., Lazzetti G., Li L., (1998). Corrosive- wear of commercial composite resins. LSU School of Dentistry, Louisiana, USA.
- (3) Duke E.S., Robbins J.W., Haveman C., Bradely L., Buikema D.J., Hermes C., Trevino D.F. (1998). A multicenter clinical evaluation of Glacier composite with the Paama 2 adhesive system three year final Report. Clinical Research Facility University of Texas Health Science Center, San Antonio, USA.
- (4) Duke E.S., DDS, MSD, (1997). Ultrastructural and physical property studies of Stae single component adhesive system. The University of Texas Health Science Center, San Antonio, USA.
- (5) The Dental Advisor. June 1998, Vol 15, No 5.



Made in Australia by SDI Limited  
 Bayswater, Victoria 3153  
 Australia 1 800 337 003  
 Austria 00800 022 55 734  
 Brazil 0800 770 1735  
 France 00800 022 55 734  
 Germany 0800 100 5759  
 Ireland 01 886 9577  
 Italy 800 780625  
 New Zealand 0800 734 034  
 Spain 00800 022 55 734  
 United Kingdom 00800 022 55 734  
 USA & Canada 1 800 228 5166  
 www.sdi.com.au

