



SUPER ETCH

37% PHOSPHORIC ACID ETCHANT GEL



CONTROLLED
EXTRUSION,
HIGH VISIBILITY

37% PROMOTES STRONG BONDING

Super Etch 37% wt phosphoric acid etchant for enamel and dentine.

Easily controlled Super Etch gel flows under direction, not under gravity.

HIGH VISIBILITY

BLUE TINT GEL



37% WT PHOSPHORIC ACID

30 to 40% wt phosphoric acid optimally etches in 15 to 20 seconds ^[1].

Lower concentrations require longer contact time, unnecessarily delaying procedures.

SELECTIVE ENAMEL ETCHING

Super Etch's high viscosity and easy to control flow allows precise placement. It is perfect for selective enamel etching procedures.

BLUE TINT GEL

High visibility for precise selective placement.

THIXOTROPIC GEL

Super Etch non-slump gel offers precise selective placement. Agitate the gel to lower its viscosity.

DYE FREE ETCHANT

A clear dye free 37% liquid etchant is also available for patients who suffer dye allergies.

SUPER ETCH SYRINGES

Super Etch offers an easy to use, with low extrusion force syringe. Direct extrusion facilitates faster procedures, economical dispensing and easier access into difficult to reach areas.

SUPER ETCH

Super Etch creates micropores in the enamel surface and removes the smear layer to unblock dentinal tubules. It promotes adhesive resin penetration and resin tag formation. Super Etch is vital for the restoration's mechanical retention.

SUPER ETCH SYRINGE TIPS

Super Etch tips - 23 gauge straight tips.

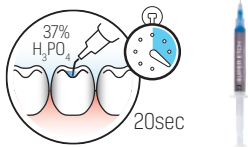
[1] Reality, Volume 13, 1999, 1-232.

INSTRUCTIONS

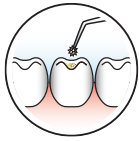
FOR DIRECT PLACEMENT OF ALL RESTORATIONS

SUPER ETCH SYRINGE

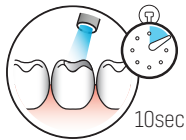
- 1 Clean and isolate tooth
- 2 Etch tooth surface with Super Etch 37% phosphoric acid for 20 seconds



- 3 Wash thoroughly with water
- 4 Remove excess water. Keep moist
- 5 Apply a dentine/enamel adhesive, such as Zipbond (SDI Limited), to saturate all internal surfaces, or bonding agent, according to manufacturer's instructions



- 6 Blow gently with dry, oil free air for 2 seconds to evaporate solvent. Leave surface glossy
- 7 Light cure for 10 seconds



- 8.1 Place a flowable composite, such as Luna Flow or Luna Flow LV (SDI Limited), according to manufacturer's instructions **or**



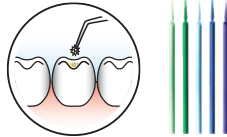
- 8.2 Place a universal composite, such as Luna 2 (SDI Limited), according to manufacturer's instructions



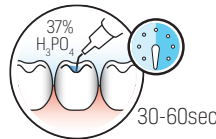
- 9 Light cure for 20 seconds in increments of 2mm
- 10 Polish and finish

ACID ETCH GEL BOTTLE

- 1 Clean and isolate tooth
- 2 Dispense desired amount of gel into a Dappen Dish
- 3 Use a brush applicator, such as Points (SDI Limited), to apply the gel to the prepared cavity



- 4 Etch the tooth surface for at least 30 seconds, no more than 60 seconds



- 5 Wash thoroughly with water
- 6 Remove excess water. Keep moist
- 7 Complete steps 5-10 outlined in SUPER ETCH SYRINGE instructions

CAUTION: Ensure the dispensing tip hub is **firmly** attached to the Super Etch, syringe by twisting the hub securely onto the syringe

INDICATIONS

Etching dentine and enamel

Selective enamel etching

IN CONJUNCTION WITH ALL

Adhesives

Composites

Compomers

Glass ionomers

Sealants

Cements

TO CLEAN

Porcelain

SDI'S ETCHANT RANGE:

	mL	g
Super Etch gel syringe	1.2 mL	1.5 g
Super Etch gel syringe	2 mL	2.5 g
Super Etch gel syringe	5 mL	6.25 g
Super Etch gel syringe	9.6 mL	12 g
Etchant Gel bottle	15 mL	18.75 g
Super Etch Jumbo syringe	25 mL	31.25 g

ORDER DETAILS

SYRINGES	KITS	TIPS
Super Etch 12g syringe 1 x 9.6mL (12g) syringe 25 single use disposable tips 8100052	Super Etch bulk kit 10 x 2mL (2.5g) syringes 50 single use disposable tips 8100045	Disposable tips for Super Etch syringes 25 x Single Use Disposable Tips (23 Gauge) 8100050
Super Etch Jumbo 2x25mL syringes 2 x 25mL (62.5g) Super Etch syringes 50 single use disposable tips 8100059	Super Etch kit 3 x 2mL (2.5g) syringes 25 single use disposable tips 8100040	200 x Single Use Disposable Tips (23 Gauge) 8100060
		GEL Etchant gel, blue 1 x 15mL (18.75g) Etchant gel bottle 8100020



YOUR SMILE. OUR VISION.



MADE IN AUSTRALIA
 by SDI Limited
 3-15 Brunsdon Street,
 Bayswater, Victoria 3153
www.sdi.com.au

AUSTRALIA 1800 337 003
AUSTRIA 00800 0225 5734
BRAZIL 0800 770 1735
FRANCE 00800 0225 5734
GERMANY 0800 100 5759

ITALY 00800 0225 5734
NEW ZEALAND 0800 808 855
SPAIN 00800 0225 5734
UNITED KINGDOM 00800 0225 5734
USA & CANADA 1 800 228 5166