




CREATED BY SDI

**POLA**

ADVANCED TOOTH  
WHITENING SYSTEM

YOUR SMILE  
CATALOGUE





TALK TO  
YOUR PATIENT  
ABOUT A  
WHITENING  
PROGRAM THAT'S  
RIGHT FOR THEM

# IN OFFICE TREATMENTS

## Pola Office

Pola Office+	37.5% hydrogen peroxide	3 x 8 minute application
Pola Office	35% hydrogen peroxide	30 minutes



# AT HOME TREATMENTS

## Pola Day

9.5% hydrogen peroxide	2 x 15 minute applications or 1 x 30 minute application per day
------------------------	--



## Pola Night

Note: 1% of hydrogen peroxide equates to 3% of carbamide peroxide

10% carbamide peroxide	1 x 2 hours to overnight
16% carbamide peroxide	90 minutes per day to overnight
22% carbamide peroxide	1 x 45 minutes per day



## Pola Day CP

35% carbamide peroxide	15 minutes wear time at home or 30 minutes for jump start in dental office
------------------------	---



## Pola Light

Pola Day 9.5% hydrogen peroxide	2 x 10 minute treatments a day
Pola Night 22% carbamide peroxide	2 x 15 minute treatments a day





CREATE  
BEAUTIFUL  
SMILES

POLA  
OFFICE+

POLA  
OFFICE



Pola Office+ is a unique formulation that releases the active ingredients immediately to initiate the whitening treatment.

By breaking down and releasing the peroxide ions fast and effectively, Pola's whitening process is triggered and does not require UV light to accelerate the treatment.

Pola Office+ safely whitens teeth in 30 minutes at a neutral pH to protect your patient's teeth and gums.

**Indications:** Whitening of discolored vital and non-vital teeth.

A unique 37.5% hydrogen peroxide formulation is designed to whiten teeth in just 30 minutes.

Requiring one thin layer applied to teeth that is easily removed by rinsing.

Pola has neutral pH to ensure that the whitening only acts on teeth, minimizing irritation, burning, pain or long term gum damage.

## POLA OFFICE+ STEP BY STEP GUIDE



1. Determine and record pre-operative shade using the Pola shade guide supplied in the packaging.
2. Clean teeth with ONLY a flour based pumice.
3. Place cheek retractors and then cover exposed lip surface with petroleum gel.
4. Dry teeth and apply Gingival Barrier to both arches, slightly overlapping enamel and interproximal spaces.
5. Light cure in a fanning motion for 10-20 seconds until the Gingival Barrier is cured.
6. Firmly attach a mixing nozzle to the Pola Office+ syringe away from patient. Dispense a small amount of gel on to a mixing pad until a uniform gel is extruded.
7. Using the nozzle as a guide, directly apply a thin layer of gel to all teeth undergoing treatment. A thin layer will help prevent the gel from running. NOTE: It is best not to lift the nozzle when moving from tooth to tooth. Use a continuous motion.
8. Leave gel on for 8 minutes
9. Suction off using an aspirator tip. Note: It is normal for a residue layer of gel to remain on the surface of the teeth.
10. Repeat steps 7-9 three times (optional 4 times).
11. After the last application, suction and wash the gel off.
12. Record the final shade.

Note: Pola Office+ 37.5% can only be administered by dental professionals. It is not suitable for patients to take home. Visit [www.polawhite.com.au](http://www.polawhite.com.au) for more information.

POLA  
DAY

POLA  
NIGHT

POLA  
DAY CP

## AT HOME TREATMENTS

### Safe and convenient

Pola Day and Pola Night's unique high water content formulation has a neutral pH to protect gums and teeth during treatment.

### Effective whitening

The desired whitening effect can be achieved in as little as 15 minutes or can be conveniently applied overnight while you sleep.

### What's the difference between Pola Day and Pola Night?

Pola Day consists of a range of hydrogen peroxide based take home gels specifically designed for achieving whitening results for patients with limited time in their schedule.

Pola Night is a range of carbamide peroxide based take home gels that deliver optimum whitening results to patients who experience mild discomfort.

Both ranges are available in a variety of different strengths.

### Pola Day CP

Pola Day CP is the super-fast take home whitening gel which can be given to the patient to take home and apply to their trays themselves. From just 15 minutes, once or twice per day, patients will see changes immediately.



## STEP BY STEP GUIDE

1. Place a small drop of gel into every compartment of the tray for the teeth undergoing treatment.
2. Seat the tray, with the gel, around the teeth.
3. Wipe away excess gel in mouth with a tissue or dry soft brush.
4. After treatment, remove tray. Rinse tray and mouth with lukewarm water.
5. Brush teeth.



# POLALIGHT

## A NEW ADVANCED TAKE HOME TOOTH WHITENING SYSTEM WITH LED LIGHT TECHNOLOGY



### Enjoy a brighter, more confident smile In 5 Days

Pola Light is an advanced tooth whitening system that combines Pola's award-winning whitening formula with an LED mouthpiece for a faster whitening treatment.

- The Pola Light system combines with Pola Day or Night gel.
- Fast acting, delivering whiter teeth in as little as 5 days.
- Formulated to safely remove long term stains.
- Fully rechargeable for future tooth whitening treatments.
- Extra hydration to ensure maximized patient comfort.



FROM JUST  
20 MINUTES  
A DAY

2 x 10 or 2 x 15 minute  
treatments a day.



EASY TO USE

Portable, rechargeable and easy to wear with no cord  
attached to mouthpiece.

Pola LED mouthpiece is a dual arch and a universal size.



WHITER  
TEETH IN  
FIVE DAYS

5 day treatment time.  
No chair time or custom trays  
required, saving time for both  
patient and dentist.



PROFESSIONALLY  
USED AND  
RECOMMENDED


Pola is a professional tooth whitening system that is  
trusted and recommended by dentists to achieve a safer,  
quicker and whiter smile.

The high viscosity, neutral pH tooth whitening gels  
ensure the greatest patient comfort in a take home kit.

The unique blend of soothers, conditioners and high  
water content help maximize patient comfort.

## POLA LIGHT PACKAGING

- 1 x Pola LED mouthpiece
- 4 x 3g Pola Day 9.5% hydrogen peroxide or Pola Night 22% carbamide peroxide tooth whitening syringes
- 1 x USB charging cord
- 1 x Instruction guide



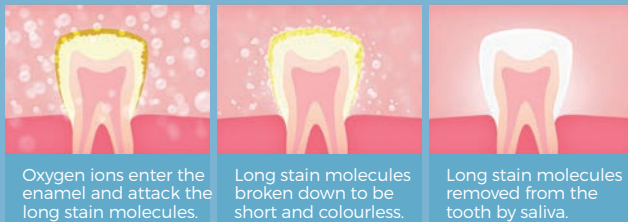
# FAQ

## What causes tooth discoloration?

Everyone's teeth are unique, therefore they discolour and stain in different ways. The discoloration or staining of a person's tooth is typically caused by coffee, black tea, herbal tea, red wine, spicy foods such as curry and smoking cigarettes.

## How does tooth whitening work?

When a whitening product is applied to the tooth, it breaks down into water and oxygen ions. The oxygen ions enter the enamel and attack the long stain molecules to effectively break them down to be short and colorless. These short and colorless molecules are then naturally removed from the tooth by saliva. The intensity of whitening is related to the number of ions available and the length of time they are on the tooth.



## How long does it take to whiten a patient's teeth?

With In Clinic whitening, results are obtained in just 30 minutes treatment time. Using a take home whitening system, it can take approximately 5-14 days.

## How long will the whitening treatment last?

This depends on each individual person and their oral habits. Whitening should be repeated every 6-12 months for both In-Office and Take-Home treatments. Without a touch up, your patients teeth will start to re-stain by the same thing that caused them to discolor initially.

## How long does the treatment take?

With Pola Office+, the total treatment time will take less than 30 minutes ensuring you instant gratification. Pola Day and Pola Night take between 5-14 days. With either option, your patient can achieve a whiter, younger looking smile.

## What if the patient has restorations or veneers, will these change color?

Whitening will remove any existing stains on the restorations but will not affect the original shade.

## Are there any side effects?

For those who follow the Instructions for Use that come with the Pola products, the majority will have no side effects. However, some will experience mild discomfort. This will subside after several hours of stopping the treatment and won't leave any residual problems. The patient should abstain from carbonated drinks, citrus fruits and beverages during this period.

## Is teeth whitening safe during pregnancy?

It is not recommended to use teeth whitening products during pregnancy.



# CLINICAL CASE STUDIES



Dr. Marta Peydro Herrero  
Dr. José Amengual Lorenzo

POLA OFFICE+  
POLA NIGHT

**Pola Office+ 37.5%** followed  
by 5 weeks **Pola Night 16%**

The whitening products that make up the Pola tooth whitening system, allow me to solve most of the dental discolorations that we can face in daily clinical practice in a simple way, but, above all, safe for the patient. Whether it is an in-office treatment, take home or combined, we achieve a white smile, satisfying the expectations of our patients.

BEFORE



AFTER



Dr. David Carralero Plaza

POLA DAY

**Pola Day 9.5%**

Poladay is a product that I have been using for over 10 years with excellent results. For home treatments, I prefer to use the maximum concentration of hydrogen peroxide, as it provides faster and more comfortable results for our patients as the product stays in the mouth for less time.

BEFORE



AFTER



Dr. Michael Chan

POLA OFFICE+

**Pola Office+ 37.5%**

The Pola family of whitening products offers great flexibility to patients. The chairside Pola Office products have a nice consistency that allows for greater clinical control.

BEFORE



AFTER



# POLA IN OFFICE

## Pola Office+ 3 Patient Kit

7700416 (with 3 x Optragate®)  
7700415 (no Optragate®)  
3 X 2.8 mL syringes of Pola Office+  
3 X 1g Gingival Barrier syringes  
Accessories



## Pola Office 3 Patient Kit

7700015  
6 X 0.3g Pola Office Powder Pots  
6 X 2mL Pola Office Syringes  
3 X 1g Gingival Barrier Syringes  
Accessories



## Pola Office+ 1 Patient Kit

7700431 (with 1 x Optragate®)  
7700430 (no Optragate®)  
1 X 2.8 mL syringe of Pola Office+  
1 X 1g Gingival Barrier syringe  
Accessories



## Pola Office 1 Patient Kit

7700030  
2 X 0.3g Pola Office Powder Pots  
2 X 2mL Pola Office Syringes  
1 X 1g Gingival Barrier Syringe  
Accessories



## Gingival barrier 2 Syringe Refill

7750006  
2 X 1g Gingival Barrier Syringes  
Accessories



# POLA AT HOME

## Pola Day and Pola Night 10 x 1.3g Syringe Kits

7700170 (9.5% HP)  
7700212 (10% CP)  
7700174 (16% CP)  
7700177 (22% CP)



## Pola Day and Pola Night 4 x 1.3g Mini Kits

7700172 (9.5% HP)  
7700213 (10% CP)  
7700176 (16% CP)  
7700179 (22% CP)  
7700173 (35% CP)



## Pola Day and Pola Night 50 x 3g Dispenser Kit

7700171 (9.5% HP)  
7700214 (10% CP)  
7700175 (16% CP)  
7700178 (22% CP)



## Pola Light

7700986 (9.5% HP)  
7700987 (22% CP)



## Spacer Resin 2 Syringe Refill

7700012  
2 X 1g Spacer  
Resin Syringes

## Cosmetic Pola Pouches: 10 Pack

7700999  
10 Pouches

## Tray Cases: 5 Pack

7750008  
5 Tray Cases

## Tray Material: 20 Pieces

7750005  
20 Piece Refill

**Please note:** each pack includes accessories.

**CP:** Carbamide Peroxide **HP:** Hydrogen Peroxide

^Optragate® is not a registered trademark of SDI

# FREE MARKETING MATERIAL

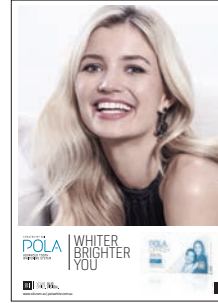
MARKETING MATERIAL TO ASSIST IN PROMOTING WHITENING TO PATIENTS.



POSTER POLA DAY  
Reorder M100274



POSTER POLA NIGHT  
Reorder M100275



POSTER POLA OFFICE+  
Reorder M100276



POSTER POLA LIGHT  
Reorder M100486



POLA LIGHT  
COUNTER CARD  
Reorder M100496



POLA LIGHT  
DENTIST HANDOUT  
Reorder M100520



POLA LIGHT PATIENT  
HANDOUT  
Reorder M100521



POLA PATIENT  
HANDOUT STAND  
Reorder M100290



POLA BEFORE &  
AFTER STAND  
Reorder M100288



POLA CEILING TILE  
Reorder M100293



POLA WINDOW STICKER  
Reorder M100289



POLA APPOINTMENT  
CARDS  
Reorder M100287



POLA CARRY BAG  
Reorder M100143



POLA WAITING ROOM  
USB VIDEO  
Reorder M100245



CUSTOMIZABLE MARKETING MATERIAL  
More customizable marketing material is  
available via download. Visit [www.sdi.com.au](http://www.sdi.com.au)

SDI LIMITED IS PRIMARILY INVOLVED IN THE RESEARCH AND DEVELOPMENT, MANUFACTURING AND MARKETING OF SPECIALIST DENTAL MATERIALS SDI'S PRODUCTS ARE A COMBINATION OF INNOVATION AND EXCELLENCE TO PROVIDE THE IDEAL RESTORATIVE MATERIALS FOR THE DENTAL PROFESSION.



---

MADE IN AUSTRALIA  
by SDI Limited  
3-15 Brunsdon Street,  
Bayswater, Victoria 3153 Australia  
[www.sdi.com.au](http://www.sdi.com.au)

---

**AUSTRALIA** 1800 337 003  
**AUSTRIA** 00800 022 55 734  
**BRAZIL** 0800 770 1735  
**FRANCE** 00800 022 55 734  
**GERMANY** 0800 100 5759  
**ITALY** 00800 022 55 734  
**SPAIN** 00800 022 55 734  
**UNITED KINGDOM** 00800 022 55 734  
**USA & CANADA** 1 800 228 5166



INSTAGRAM  
@pola\_smile



FACEBOOK  
polasmiletoothwhitening

---

FOR MORE INFORMATION VISIT  
[polawhite.com.au](http://polawhite.com.au)

