



# TRANSLUCENCY GUIDE


LUNA 2 • LUNA FLOW • LUNA FLOW LV

This guide showcases the translucency results of Luna 2, Luna Flow and Luna Flow LV across four shades:


- ✓ Traditional Vita® shades, represented by A2
- ✓ Opaque shades, represented by OA2
- ✓ Shade for enamel, represented by I (Incisal)
- ✓ Bleach shades, represented by 2XB (2X Extra Bleach)

Each shade group showcases translucency across five different restoration thicknesses. Use this guide as a reference to determine the optimal shade outcome from a given restoration depth.

## SDI | LUNA 2



## SDI | LUNA FLOW



## SDI | LUNA FLOW LV



COMPOSITES | GLASS IONOMERS | TOOTH WHITENING  
SDF RIVA STAR | EQUIPMENT | CEMENTS | ADHESIVES  
ETCHANTS | SEALANTS | AMALGAMS | ACCESSORIES



YOUR SMILE. OUR VISION.

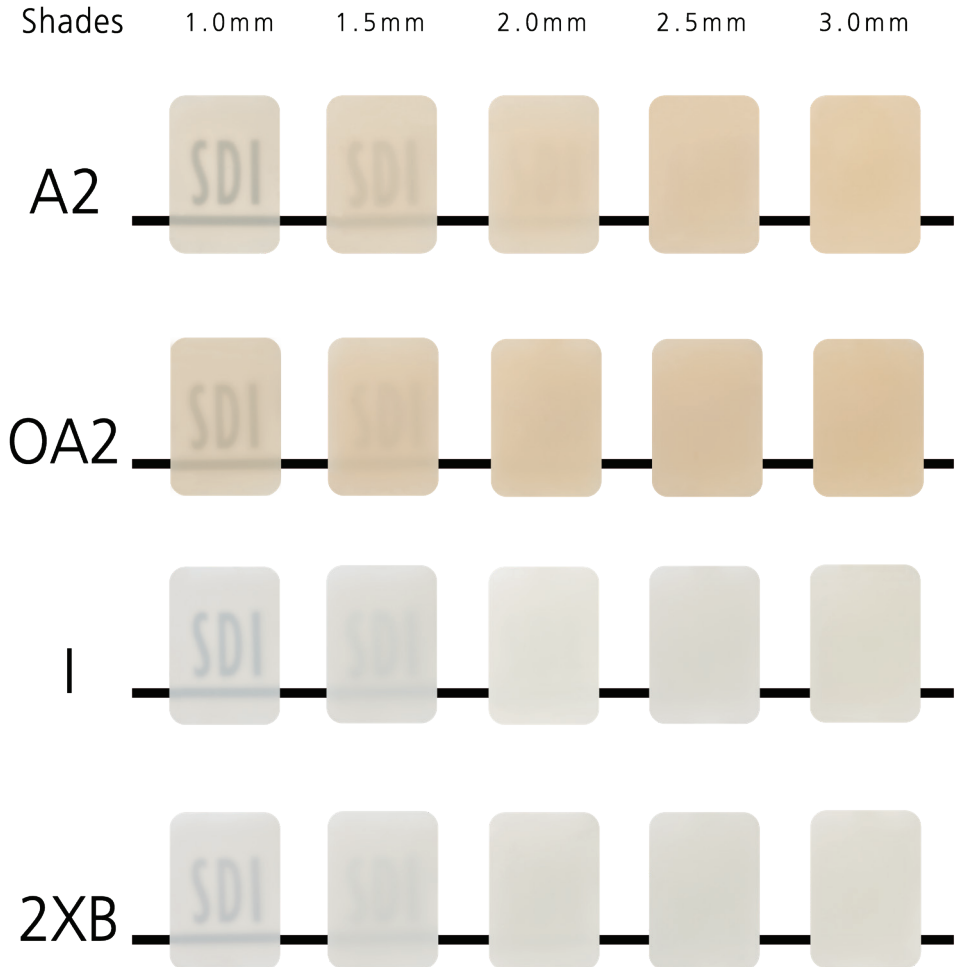
Call 1800 337 003  
fax 1800 005 602  
info@sdi.com.au  
www.sdi.com.au

# SDI | LUNA 2

## UNIVERSAL COMPOSITE

This guide showcases the translucency results of Luna 2 across four shades and five different restoration thicknesses.

Use this guide as a reference to determine the optimal shade outcome from a given restoration depth.

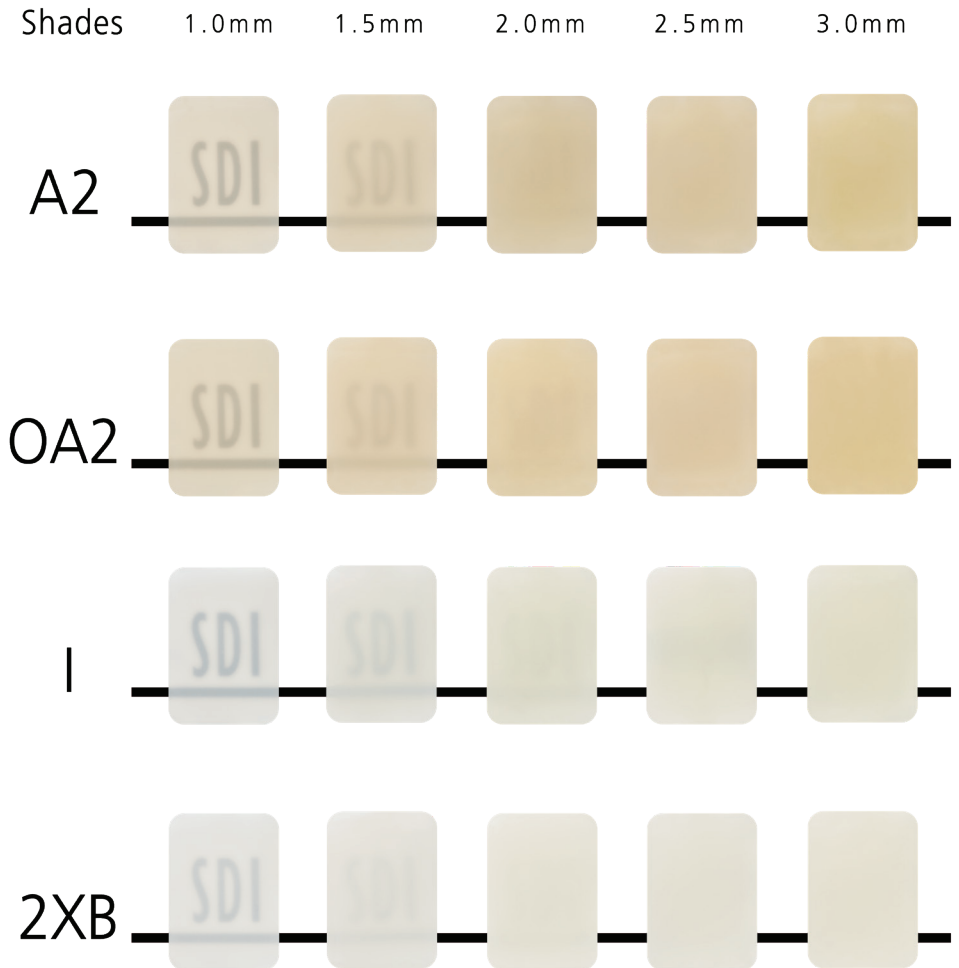


# SDI | LUNA FLOW

UNIVERSAL FLOWABLE COMPOSITE

This guide showcases the translucency results of Luna Flow across four shades and five different restoration thicknesses.

Use this guide as a reference to determine the optimal shade outcome from a given restoration depth.



# SDI | LUNA FLOW LV

UNIVERSAL FLOWABLE COMPOSITE

This guide showcases the translucency results of Luna Flow LV across four shades and five different restoration thicknesses.

Use this guide as a reference to determine the optimal shade outcome from a given restoration depth.

