



TRANSLUCENCY GUIDE


LUNA 2 • LUNA FLOW • LUNA FLOW LV

This guide showcases the translucency results of Luna 2, Luna Flow and Luna Flow LV across four shades:


- ✓ Traditional Vita® shades, represented by A2
- ✓ Opaque shades, represented by OA2
- ✓ Shade for enamel, represented by I [Incisal]
- ✓ Bleach shades, represented by 2XB [2X Extra Bleach]

Each shade group showcases translucency across five different restoration thicknesses. Use this guide as a reference to determine the optimal shade outcome from a given restoration depth.


SDI | LUNA 2



SDI | LUNA FLOW



SDI | LUNA FLOW LV



COMPOSITES | GLASS IONOMERS | TOOTH WHITENING
SDF RIVA STAR | EQUIPMENT | CEMENTS | ADHESIVES
ETCHANTS | SEALANTS | AMALGAMS | ACCESSORIES



YOUR SMILE. OUR VISION.

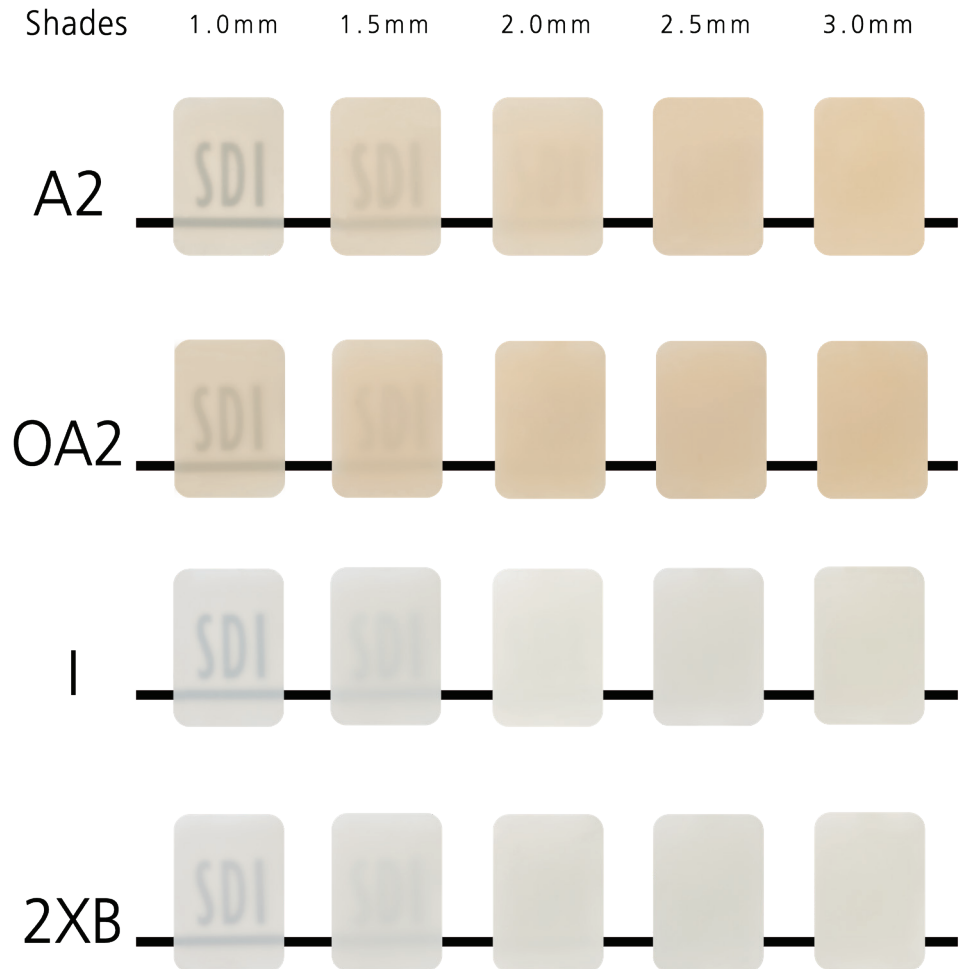
Call 1800 337 003
fax 1800 005 602
info@sdi.com.au
www.sdi.com.au

SDI | LUNA 2

UNIVERSAL COMPOSITE

This guide showcases the translucency results of Luna 2 across four shades and five different restoration thicknesses.

Use this guide as a reference to determine the optimal shade outcome from a given restoration depth.



COMPOSITES | GLASS IONOMERS | TOOTH WHITENING
SDF RIVA STAR | EQUIPMENT | CEMENTS | ADHESIVES
ETCHANTS | SEALANTS | AMALGAMS | ACCESSORIES



YOUR SMILE. OUR VISION.

Call 1800 337 003
fax 1800 005 602
info@sdi.com.au
www.sdi.com.au

SDI | LUNA FLOW

UNIVERSAL FLOWABLE COMPOSITE

This guide showcases the translucency results of Luna Flow across four shades and five different restoration thicknesses.

Use this guide as a reference to determine the optimal shade outcome from a given restoration depth.



Shades	1.0 mm	1.5 mm	2.0 mm	2.5 mm	3.0 mm
A2					
OA2					
I					
2XB					

COMPOSITES | GLASS IONOMERS | TOOTH WHITENING
SDF RIVA STAR | EQUIPMENT | CEMENTS | ADHESIVES
ETCHANTS | SEALANTS | AMALGAMS | ACCESSORIES



YOUR SMILE. OUR VISION.

Call 1800 337 003
fax 1800 005 602
info@sdi.com.au
www.sdi.com.au

SDI | LUNA FLOW LV

UNIVERSAL FLOWABLE COMPOSITE

This guide showcases the translucency results of Luna Flow LV across four shades and five different restoration thicknesses.

Use this guide as a reference to determine the optimal shade outcome from a given restoration depth.



Shades	1.0 mm	1.5 mm	2.0 mm	2.5 mm	3.0 mm
A2					
OA2					
I					
2XB					

COMPOSITES | GLASS IONOMERS | TOOTH WHITENING
SDF RIVA STAR | EQUIPMENT | CEMENTS | ADHESIVES
ETCHANTS | SEALANTS | AMALGAMS | ACCESSORIES



YOUR SMILE. OUR VISION.

Call 1800 337 003
fax 1800 005 602
info@sdi.com.au
www.sdi.com.au