



Pola Day CP

SDI Limited

Version No: 6.1.1.1

Safety Data Sheet

Issue Date: 29/01/2016

Print Date: 23/03/2016

Initial Date: Not Available

L.GHS.CAN.EN

SECTION 1 IDENTIFICATION

Product Identifier

Product name	Pola Day CP
Synonyms	Not Available
Proper shipping name	UREA HYDROGEN PEROXIDE
Other means of identification	Not Available

Recommended use of the chemical and restrictions on use

Relevant identified uses	To remove discoloration of teeth under the supervision of a dentist.
--------------------------	--

Name, address, and telephone number of the chemical manufacturer, importer, or other responsible party

Registered company name	SDI Limited	SDI Brazil Industria E Comercio Ltda	SDI Germany GmbH
Address	3-15 Brunsdon Street VIC Bayswater 3153 Australia	Rua Dr. Virgilio de Carvalho Pinto, 612 São Paulo CEP 05415-020 Brazil	Hansestrasse 85 Cologne D-51149 Germany
Telephone	+61 3 8727 7111 (Business Hours)	+55 11 3092 7100	+49 0 2203 9255 0
Fax	+61 3 8727 7222	+55 11 3092 7101	+49 0 2203 9255 200
Website	www.sdi.com.au	www.sdi.com.au	www.sdi.com.au
Email	info@sdi.com.au	brasil@sdi.com.au	germany@sdi.com.au

Registered company name	SDI (North America) Inc.
Address	1279 Hamilton Parkway IL Itasca 60143 United States
Telephone	+1 630 361 9200 (Business hours)
Fax	Not Available
Website	Not Available
Email	USA.Canada@sdi.com.au

Emergency phone number

Association / Organisation	SDI Limited	Not Available	Not Available
Emergency telephone numbers	+61 3 8727 7111	Not Available	Not Available
Other emergency telephone numbers	ray.cahill@sdi.com.au	Not Available	Not Available

Association / Organisation	Not Available
Emergency telephone numbers	+61 3 8727 7111
Other emergency telephone numbers	Not Available

SECTION 2 HAZARD(S) IDENTIFICATION

Classification of the substance or mixture

NFPA 704 diamond



Note: The hazard category numbers found in GHS classification in section 2 of this SDSs are NOT to be used to fill in the NFPA 704 diamond. Blue = Health Red = Fire Yellow = Reactivity White = Special (Oxidizer or water reactive substances)

Pola Day CP



Classification	Oxidizing Liquid Category 3, Metal Corrosion Category 1, Acute Toxicity (Oral) Category 4, Serious Eye Damage Category 1
-----------------------	--

Label elements

GHS label elements



SIGNAL WORD

DANGER

Hazard statement(s)

H272	May intensify fire; oxidiser.
H290	May be corrosive to metals.
H302	Harmful if swallowed.
H318	Causes serious eye damage.

Hazard(s) not otherwise specified

Not Applicable

Precautionary statement(s) Prevention

P210	Keep away from heat, hot surfaces, sparks, open flames and other ignition sources. No smoking.
P280	Wear protective gloves/protective clothing/eye protection/face protection.
P220	Keep away from clothing and other combustible materials.
P234	Keep only in original packaging.
P270	Do not eat, drink or smoke when using this product.

Precautionary statement(s) Response

P305+P351+P338	IF IN EYES: Rinse cautiously with water for several minutes. Remove contact lenses, if present and easy to do. Continue rinsing.
P310	Immediately call a POISON CENTER/doctor/physician/first aider.
P370+P378	In case of fire: Use water jets to extinguish.
P390	Absorb spillage to prevent material damage.
P301+P312	IF SWALLOWED: Call a POISON CENTER/doctor/physician/first aider/if you feel unwell.
P330	Rinse mouth.

Precautionary statement(s) Storage

Not Applicable

Precautionary statement(s) Disposal

P501	Dispose of contents/container in accordance with local regulations.
------	---

SECTION 3 COMPOSITION / INFORMATION ON INGREDIENTS

Substances

See section below for composition of Mixtures

Mixtures

CAS No	%[weight]	Name
124-43-6	35	urea hydrogen peroxide
		equivalent to:
7722-84-1	13	hydrogen peroxide

The specific chemical identity and/or exact percentage (concentration) of composition has been withheld as a trade secret.

SECTION 4 FIRST-AID MEASURES

Description of first aid measures

Eye Contact

If this product comes in contact with the eyes:

- ▶ Immediately hold eyelids apart and flush the eye continuously with running water.
- ▶ Ensure complete irrigation of the eye by keeping eyelids apart and away from eye and moving the eyelids by occasionally lifting the upper and lower lids.
- ▶ Continue flushing until advised to stop by the Poisons Information Centre or a doctor, or for at least 15 minutes.
- ▶ Transport to hospital or doctor without delay.

Continued...

Pola Day CP

	<ul style="list-style-type: none"> ▶ Removal of contact lenses after an eye injury should only be undertaken by skilled personnel.
Skin Contact	If skin contact occurs: <ul style="list-style-type: none"> ▶ Immediately remove all contaminated clothing, including footwear. ▶ Flush skin and hair with running water (and soap if available). ▶ Seek medical attention in event of irritation.
Inhalation	<ul style="list-style-type: none"> ▶ If fumes or combustion products are inhaled remove from contaminated area. ▶ Seek medical attention.
Ingestion	<ul style="list-style-type: none"> ▶ If swallowed do NOT induce vomiting. ▶ If vomiting occurs, lean patient forward or place on left side (head-down position, if possible) to maintain open airway and prevent aspiration. ▶ Observe the patient carefully. ▶ Never give liquid to a person showing signs of being sleepy or with reduced awareness; i.e. becoming unconscious. ▶ Give water to rinse out mouth, then provide liquid slowly and as much as casualty can comfortably drink. ▶ Seek medical advice.

Indication of any immediate medical attention and special treatment needed

Treat symptomatically.

SECTION 5 FIRE-FIGHTING MEASURES

Extinguishing media

- ▶ Water spray or fog.
- ▶ Foam.
- ▶ Dry chemical powder.
- ▶ BCF (where regulations permit).
- ▶ Carbon dioxide.

Special hazards arising from the substrate or mixture

Fire Incompatibility	<ul style="list-style-type: none"> ▶ Avoid any contamination of this material as it is very reactive and any contamination is potentially hazardous
-----------------------------	--

Special protective equipment and precautions for fire-fighters

Fire Fighting	<ul style="list-style-type: none"> ▶ Alert Fire Brigade and tell them location and nature of hazard. ▶ Wear full body protective clothing with breathing apparatus. ▶ Prevent, by any means available, spillage from entering drains or water courses. ▶ Fight fire from a safe distance, with adequate cover. ▶ Extinguishers should be used only by trained personnel. ▶ Use water delivered as a fine spray to control fire and cool adjacent area. ▶ Avoid spraying water onto liquid pools. ▶ DO NOT approach containers suspected to be hot. ▶ Cool fire exposed containers with water spray from a protected location. ▶ If safe to do so, remove containers from path of fire. ▶ If fire gets out of control withdraw personnel and warn against entry. ▶ Equipment should be thoroughly decontaminated after use.
Fire/Explosion Hazard	<ul style="list-style-type: none"> ▶ Will not burn but increases intensity of fire. ▶ Heating may cause expansion or decomposition leading to violent rupture of containers. ▶ Heat affected containers remain hazardous. ▶ Contact with combustibles such as wood, paper, oil or finely divided metal may produce spontaneous combustion or violent decomposition. ▶ May emit irritating, poisonous or corrosive fumes. Decomposition may produce toxic fumes of; nitrogen oxides (NOx) carbon monoxide (CO) carbon dioxide (CO2)

SECTION 6 ACCIDENTAL RELEASE MEASURES

Personal precautions, protective equipment and emergency procedures

Minor Spills	<ul style="list-style-type: none"> ▶ Clean up all spills immediately. ▶ No smoking, naked lights, ignition sources. ▶ Avoid all contact with any organic matter including fuel, solvents, sawdust, paper or cloth and other incompatible materials, as ignition may result. ▶ Avoid breathing dust or vapours and all contact with skin and eyes. ▶ Control personal contact with the substance, by using protective equipment. ▶ Contain and absorb spill with dry sand, earth, inert material or vermiculite. ▶ DO NOT use sawdust as fire may result. ▶ Scoop up solid residues and seal in labelled drums for disposal. ▶ Neutralise/decontaminate area.
Major Spills	<ul style="list-style-type: none"> ▶ Clear area of personnel and move upwind. ▶ Alert Fire Brigade and tell them location and nature of hazard. ▶ Wear full body protective clothing with breathing apparatus. ▶ Prevent, by any means available, spillage from entering drains or water courses. ▶ No smoking, flames or ignition sources. Increase ventilation. ▶ Contain spill with sand, earth or other clean, inert materials. ▶ NEVER USE organic absorbents such as sawdust, paper or cloth. ▶ Use spark-free and explosion-proof equipment. ▶ Collect any recoverable product into labelled containers for possible recycling. ▶ Avoid contamination with organic matter to prevent subsequent fire and explosion. ▶ DO NOT mix fresh with recovered material. ▶ Collect residues and seal in labelled drums for disposal. ▶ Wash area and prevent runoff into drains. ▶ Decontaminate equipment and launder all protective clothing before storage and re-use. ▶ If contamination of drains or waterways occurs advise emergency services.

Personal Protective Equipment advice is contained in Section 8 of the SDS.

Continued...

Pola Day CP

SECTION 7 HANDLING AND STORAGE

Precautions for safe handling

Safe handling	<ul style="list-style-type: none"> ▶ Avoid personal contact and inhalation of dust, mist or vapours. ▶ Provide adequate ventilation. ▶ Always wear protective equipment and wash off any spillage from clothing. ▶ Keep material away from light, heat, flammables or combustibles. ▶ Keep cool, dry and away from incompatible materials. ▶ Avoid physical damage to containers. ▶ DO NOT repack or return unused portions to original containers. Withdraw only sufficient amounts for immediate use. ▶ Use only minimum quantity required. ▶ Avoid using solutions of peroxides in volatile solvents. Solvent evaporation should be controlled to avoid dangerous concentration of the peroxide. ▶ Do NOT allow peroxides to contact iron or compounds of iron, cobalt, or copper, metal oxide salts, acids or bases. ▶ Do NOT use metal spatulas to handle peroxides ▶ Do NOT use glass containers with screw cap lids or glass stoppers. ▶ Store peroxides at the lowest possible temperature, consistent with their solubility and freezing point. ▶ CAUTION: Do NOT store liquids or solutions of peroxides at a temperature below that at which the peroxide freezes or precipitates. Peroxides in this form are extremely shock and heat-sensitive. Refrigerated storage of peroxides must ONLY be in explosion-proof units. ▶ The hazards and consequences of fires and explosions during synthesis and use of peroxides is widely recognised; spontaneous or induced decomposition may culminate in a variety of ways, ranging from moderate gassing to spontaneous ignition or explosion. The heat released from spontaneous decomposition of an energy-rich compound causes a rise in the surrounding temperature; the temperature will rise until thermal balance is established or until the material heats to decomposition, ▶ The most effective means for minimising the consequences of an accident is to limit quantities to a practical minimum. Even gram-scale explosions can be serious. Once ignited the burning of peroxides cannot be controlled and the area should be evacuated. ▶ Unless there is compelling reason to do otherwise, peroxide concentration should be limited to 10% (or less with vigorous reactants). Peroxide concentration is rarely as high as 1% in the reaction mixture of polymerisation or other free-radical reactions, ▶ Peroxides should be added slowly and cautiously to the reaction medium. This should be completed prior to heating and with good agitation. ▶ Addition of peroxide to the hot monomer is extremely dangerous. A violent reaction (e.g., fire or explosion) can result from inadvertent mixing of promoters (frequently used with peroxides in polymerisation systems) with full-strength peroxide ▶ Organic peroxides are very sensitive to contamination (especially heavy-metal compounds, metal oxide salts, alkaline materials including amines, strong acids, and many varieties of dust and dirt). This can initiate rapid, uncontrolled decomposition of peroxides and possible generation of intense heat, fire or explosion The consequences of accidental contamination from returning withdrawn material to the storage container can be disastrous. ▶ When handling NEVER smoke, eat or drink. ▶ Always wash hands with soap and water after handling. ▶ Use only good occupational work practice. ▶ Observe manufacturer's storage and handling recommendations contained within this SDS.
Other information	<p>Do not store in direct sunlight.</p> <p>Store between 2 and 8 deg C.</p>

Conditions for safe storage, including any incompatibilities

Suitable container	▶ DO NOT repack. Use containers supplied by manufacturer only.
Storage incompatibility	▶ Avoid strong bases.

SECTION 8 EXPOSURE CONTROLS / PERSONAL PROTECTION

Control parameters

OCCUPATIONAL EXPOSURE LIMITS (OEL)

INGREDIENT DATA

Source	Ingredient	Material name	TWA	STEL	Peak	Notes
Canada - Yukon Permissible Concentrations for Airborne Contaminant Substances	hydrogen peroxide	Hydrogen peroxide	1.5 mg/m3 / 1 ppm	2.8 mg/m3 / 2 ppm	Not Available	Not Available
Canada - Saskatchewan Occupational Health and Safety Regulations - Contamination Limits	hydrogen peroxide	Hydrogen peroxide	1 ppm	2 ppm	Not Available	Not Available
Canada - (English)	hydrogen peroxide	Hydrogen peroxide	1 ppm	2 ppm	Not Available	Not Available
Canada - Nova Scotia Occupational Exposure Limits	hydrogen peroxide	Hydrogen peroxide	1 ppm	Not Available	Not Available	TLV Basis: eye, upper respiratory tract & skin irritation
Canada - Prince Edward Island Occupational Exposure Limits	hydrogen peroxide	Hydrogen peroxide	1 ppm	Not Available	Not Available	TLV® Basis: Eye, URT, & skin irr
Canada - Quebec Permissible Exposure Values for Airborne Contaminants (English)	hydrogen peroxide	Hydrogen peroxide	1.4 mg/m3 / 1 ppm	Not Available	Not Available	Not Available
Canada - Alberta Occupational Exposure Limits	hydrogen peroxide	Hydrogen peroxide	1.4 mg/m3 / 1 ppm	Not Available	Not Available	Not Available
Canada - British Columbia Occupational Exposure Limits	hydrogen peroxide	Hydrogen peroxide	1 ppm	Not Available	Not Available	Not Available

EMERGENCY LIMITS

Ingredient	Material name	TEEL-1	TEEL-2	TEEL-3
urea hydrogen peroxide	Urea peroxide; (Urea hydrogen peroxide)	1.2 mg/m3	13 mg/m3	79 mg/m3
hydrogen peroxide	Hydrogen peroxide	Not Available	Not Available	Not Available


Continued...

Pola Day CP

hydrogen peroxide	Hydrogen peroxide - 30%	33 ppm	170 ppm	330 ppm
Ingredient	Original IDLH	Revised IDLH		
urea hydrogen peroxide	Not Available	Not Available		
hydrogen peroxide	75 ppm	75 [Unch] ppm		

MATERIAL DATA

Exposure controls

Appropriate engineering controls	Engineering controls are used to remove a hazard or place a barrier between the worker and the hazard. Well-designed engineering controls can be highly effective in protecting workers and will typically be independent of worker interactions to provide this high level of protection. The basic types of engineering controls are: Process controls which involve changing the way a job activity or process is done to reduce the risk. Enclosure and/or isolation of emission source which keeps a selected hazard "physically" away from the worker and ventilation that strategically "adds" and "removes" air in the work environment. Ventilation can remove or dilute an air contaminant if designed properly. The design of a ventilation system must match the particular process and chemical or contaminant in use. Employers may need to use multiple types of controls to prevent employee overexposure.										
	Local exhaust ventilation usually required. If risk of overexposure exists, wear approved respirator. Correct fit is essential to obtain adequate protection. Supplied-air type respirator may be required in special circumstances. Correct fit is essential to ensure adequate protection. An approved self contained breathing apparatus (SCBA) may be required in some situations. Provide adequate ventilation in warehouse or closed storage area. Air contaminants generated in the workplace possess varying "escape" velocities which, in turn, determine the "capture velocities" of fresh circulating air required to effectively remove the contaminant.										
	<table><tr><td>Type of Contaminant:</td><td>Air Speed:</td></tr><tr><td>solvent, vapours, degreasing etc., evaporating from tank (in still air).</td><td>0.25-0.5 m/s (50-100 f/min.)</td></tr><tr><td>aerosols, fumes from pouring operations, intermittent container filling, low speed conveyer transfers, welding, spray drift, plating acid fumes, pickling (released at low velocity into zone of active generation)</td><td>0.5-1 m/s (100-200 f/min.)</td></tr><tr><td>direct spray, spray painting in shallow booths, drum filling, conveyer loading, crusher dusts, gas discharge (active generation into zone of rapid air motion)</td><td>1-2.5 m/s (200-500 f/min.)</td></tr><tr><td>grinding, abrasive blasting, tumbling, high speed wheel generated dusts (released at high initial velocity into zone of very high rapid air motion).</td><td>2.5-10 m/s (500-2000 f/min.)</td></tr></table>	Type of Contaminant:	Air Speed:	solvent, vapours, degreasing etc., evaporating from tank (in still air).	0.25-0.5 m/s (50-100 f/min.)	aerosols, fumes from pouring operations, intermittent container filling, low speed conveyer transfers, welding, spray drift, plating acid fumes, pickling (released at low velocity into zone of active generation)	0.5-1 m/s (100-200 f/min.)	direct spray, spray painting in shallow booths, drum filling, conveyer loading, crusher dusts, gas discharge (active generation into zone of rapid air motion)	1-2.5 m/s (200-500 f/min.)	grinding, abrasive blasting, tumbling, high speed wheel generated dusts (released at high initial velocity into zone of very high rapid air motion).	2.5-10 m/s (500-2000 f/min.)
	Type of Contaminant:	Air Speed:									
	solvent, vapours, degreasing etc., evaporating from tank (in still air).	0.25-0.5 m/s (50-100 f/min.)									
aerosols, fumes from pouring operations, intermittent container filling, low speed conveyer transfers, welding, spray drift, plating acid fumes, pickling (released at low velocity into zone of active generation)	0.5-1 m/s (100-200 f/min.)										
direct spray, spray painting in shallow booths, drum filling, conveyer loading, crusher dusts, gas discharge (active generation into zone of rapid air motion)	1-2.5 m/s (200-500 f/min.)										
grinding, abrasive blasting, tumbling, high speed wheel generated dusts (released at high initial velocity into zone of very high rapid air motion).	2.5-10 m/s (500-2000 f/min.)										
Within each range the appropriate value depends on:											
<table><tr><td>Lower end of the range</td><td>Upper end of the range</td></tr><tr><td>1: Room air currents minimal or favourable to capture</td><td>1: Disturbing room air currents</td></tr><tr><td>2: Contaminants of low toxicity or of nuisance value only.</td><td>2: Contaminants of high toxicity</td></tr><tr><td>3: Intermittent, low production.</td><td>3: High production, heavy use</td></tr><tr><td>4: Large hood or large air mass in motion</td><td>4: Small hood-local control only</td></tr></table>	Lower end of the range	Upper end of the range	1: Room air currents minimal or favourable to capture	1: Disturbing room air currents	2: Contaminants of low toxicity or of nuisance value only.	2: Contaminants of high toxicity	3: Intermittent, low production.	3: High production, heavy use	4: Large hood or large air mass in motion	4: Small hood-local control only	
Lower end of the range	Upper end of the range										
1: Room air currents minimal or favourable to capture	1: Disturbing room air currents										
2: Contaminants of low toxicity or of nuisance value only.	2: Contaminants of high toxicity										
3: Intermittent, low production.	3: High production, heavy use										
4: Large hood or large air mass in motion	4: Small hood-local control only										
	Simple theory shows that air velocity falls rapidly with distance away from the opening of a simple extraction pipe. Velocity generally decreases with the square of distance from the extraction point (in simple cases). Therefore the air speed at the extraction point should be adjusted, accordingly, after reference to distance from the contaminating source. The air velocity at the extraction fan, for example, should be a minimum of 1-2 m/s (200-400 f/min) for extraction of solvents generated in a tank 2 meters distant from the extraction point. Other mechanical considerations, producing performance deficits within the extraction apparatus, make it essential that theoretical air velocities are multiplied by factors of 10 or more when extraction systems are installed or used.										
Personal protection	<div></div>										
Eye and face protection	<div><div>▶ Safety glasses with side shields.</div><div>▶ Chemical goggles.</div><div>▶ Contact lenses may pose a special hazard; soft contact lenses may absorb and concentrate irritants. A written policy document, describing the wearing of lenses or restrictions on use, should be created for each workplace or task. This should include a review of lens absorption and adsorption for the class of chemicals in use and an account of injury experience. Medical and first-aid personnel should be trained in their removal and suitable equipment should be readily available. In the event of chemical exposure, begin eye irrigation immediately and remove contact lens as soon as practicable. Lens should be removed at the first signs of eye redness or irritation - lens should be removed in a clean environment only after workers have washed hands thoroughly. [CDC NIOSH Current Intelligence Bulletin 59], [AS/NZS 1336 or national equivalent]</div></div>										
Skin protection	See Hand protection below										
Hands/feet protection	<div><div>▶ Wear chemical protective gloves, e.g. PVC.</div><div>▶ Wear safety footwear or safety gumboots, e.g. Rubber</div><div>▶ Rubber Gloves</div></div>										
Body protection	See Other protection below										
Other protection	<div><div>▶ Overalls.</div><div>▶ PVC Apron.</div><div>▶ PVC protective suit may be required if exposure severe.</div><div>▶ Eyewash unit.</div><div>▶ Ensure there is ready access to a safety shower.</div></div>										
Thermal hazards	Not Available										

Respiratory protection

Type B Filter of sufficient capacity. (AS/NZS 1716 & 1715, EN 143:2000 & 149:2001, ANSI Z88 or national equivalent)

Where the concentration of gas/particulates in the breathing zone, approaches or exceeds the "Exposure Standard" (or ES), respiratory protection is required. Degree of protection varies with both face-piece and Class of filter; the nature of protection varies with Type of filter.

Continued...

Pola Day CP

Required Minimum Protection Factor	Half-Face Respirator	Full-Face Respirator	Powered Air Respirator
up to 10 x ES	B-AUS	-	B-PAPR-AUS / Class 1
up to 50 x ES	-	B-AUS / Class 1	-
up to 100 x ES	-	B-2	B-PAPR-2 ^

^ - Full-face

A(All classes) = Organic vapours, B AUS or B1 = Acid gasses, B2 = Acid gas or hydrogen cyanide(HCN), B3 = Acid gas or hydrogen cyanide(HCN), E = Sulfur dioxide(SO₂), G = Agricultural chemicals, K = Ammonia(NH₃), Hg = Mercury, NO = Oxides of nitrogen, MB = Methyl bromide, AX = Low boiling point organic compounds(below 65 degC)

SECTION 9 PHYSICAL AND CHEMICAL PROPERTIES

Information on basic physical and chemical properties

Appearance	Clear gel with spearmint odour, mixes with water.		
Physical state	Gel	Relative density (Water = 1)	1.1
Odour	Not Available	Partition coefficient n-octanol / water	Not Available
Odour threshold	Not Available	Auto-ignition temperature (°C)	Not Available
pH (as supplied)	5.9	Decomposition temperature	Not Available
Melting point / freezing point (°C)	Not Available	Viscosity (cSt)	Not Available
Initial boiling point and boiling range (°C)	Not Available	Molecular weight (g/mol)	Not Applicable
Flash point (°C)	Not Available	Taste	Not Available
Evaporation rate	Not Available	Explosive properties	Not Available
Flammability	Not Available	Oxidising properties	Not Available
Upper Explosive Limit (%)	Not Available	Surface Tension (dyn/cm or mN/m)	Not Available
Lower Explosive Limit (%)	Not Available	Volatile Component (%vol)	Not Available
Vapour pressure (kPa)	Not Available	Gas group	Not Available
Solubility in water (g/L)	Miscible	pH as a solution (1%)	Not Available
Vapour density (Air = 1)	Not Available	VOC g/L	Not Available

SECTION 10 STABILITY AND REACTIVITY

Reactivity	See section 7
Chemical stability	<ul style="list-style-type: none"> ▶ Unstable in the presence of incompatible materials. ▶ Product is considered stable under normal handling conditions. ▶ Prolonged exposure to heat. ▶ Hazardous polymerisation will not occur.
Possibility of hazardous reactions	See section 7
Conditions to avoid	See section 7
Incompatible materials	See section 7
Hazardous decomposition products	See section 5

SECTION 11 TOXICOLOGICAL INFORMATION

Information on toxicological effects

Inhaled	Inhalation of vapours or aerosols (mists, fumes), generated by the material during the course of normal handling, may be harmful. Limited evidence or practical experience suggests that the material may produce irritation of the respiratory system, in a significant number of individuals, following inhalation. In contrast to most organs, the lung is able to respond to a chemical insult by first removing or neutralising the irritant and then repairing the damage. The repair process, which initially evolved to protect mammalian lungs from foreign matter and antigens, may however, produce further lung damage resulting in the impairment of gas exchange, the primary function of the lungs. Respiratory tract irritation often results in an inflammatory response involving the recruitment and activation of many cell types, mainly derived from the vascular system.
Ingestion	Accidental ingestion of the material may be harmful; animal experiments indicate that ingestion of less than 150 gram may be fatal or may produce serious damage to the health of the individual. mucous membrane irritation
Skin Contact	<p>Limited evidence exists, or practical experience predicts, that the material either produces inflammation of the skin in a substantial number of individuals following direct contact, and/or produces significant inflammation when applied to the healthy intact skin of animals, for up to four hours, such inflammation being present twenty-four hours or more after the end of the exposure period. Skin irritation may also be present after prolonged or repeated exposure; this may result in a form of contact dermatitis (nonallergic). The dermatitis is often characterised by skin redness (erythema) and swelling (oedema) which may progress to blistering (vesiculation), scaling and thickening of the epidermis. At the microscopic level there may be intercellular oedema of the spongy layer of the skin (spongiosis) and intracellular oedema of the epidermis.</p> <p>Skin contact will result in rapid drying, bleaching, leading to chemical burns on prolonged contact</p> <p>Open cuts, abraded or irritated skin should not be exposed to this material</p> <p>Entry into the blood-stream through, for example, cuts, abrasions, puncture wounds or lesions, may produce systemic injury with harmful effects. Examine the</p>

Continued...

Pola Day CP

	skin prior to the use of the material and ensure that any external damage is suitably protected.	
Eye	When applied to the eye(s) of animals, the material produces severe ocular lesions which are present twenty-four hours or more after instillation.	
Chronic	Limited evidence suggests that repeated or long-term occupational exposure may produce cumulative health effects involving organs or biochemical systems. Prolonged or repeated skin contact may cause drying with cracking, irritation and possible dermatitis following.	
Pola Day CP	TOXICITY	IRRITATION
	Not Available	Not Available
urea hydrogen peroxide	TOXICITY	IRRITATION
	Not Available	Not Available
hydrogen peroxide	TOXICITY	IRRITATION
	dermal (rat) LD50: 3000-5480 mg/kg ^[1]	Nil reported
	Inhalation (rat) LC50: 2 mg/L/4H ^[2]	
	Oral (rat) LD50: 75 mg/kg ^[1]	
Legend:	1. Value obtained from Europe ECHA Registered Substances - Acute toxicity 2. * Value obtained from manufacturer's SDS. Unless otherwise specified data extracted from RTECS - Register of Toxic Effect of chemical Substances	

UREA HYDROGEN PEROXIDE	<p>No significant acute toxicological data identified in literature search.</p> <p>Asthma-like symptoms may continue for months or even years after exposure to the material ceases. This may be due to a non-allergenic condition known as reactive airways dysfunction syndrome (RADS) which can occur following exposure to high levels of highly irritating compound. Key criteria for the diagnosis of RADS include the absence of preceding respiratory disease, in a non-atopic individual, with abrupt onset of persistent asthma-like symptoms within minutes to hours of a documented exposure to the irritant. A reversible airflow pattern, on spirometry, with the presence of moderate to severe bronchial hyperreactivity on methacholine challenge testing and the lack of minimal lymphocytic inflammation, without eosinophilia, have also been included in the criteria for diagnosis of RADS. RADS (or asthma) following an irritating inhalation is an infrequent disorder with rates related to the concentration of and duration of exposure to the irritating substance. Industrial bronchitis, on the other hand, is a disorder that occurs as result of exposure due to high concentrations of irritating substance (often particulate in nature) and is completely reversible after exposure ceases. The disorder is characterised by dyspnea, cough and mucus production. No chronic human exposure data is available</p>
HYDROGEN PEROXIDE	<p>No significant acute toxicological data identified in literature search.</p> <p>Asthma-like symptoms may continue for months or even years after exposure to the material ceases. This may be due to a non-allergenic condition known as reactive airways dysfunction syndrome (RADS) which can occur following exposure to high levels of highly irritating compound. Key criteria for the diagnosis of RADS include the absence of preceding respiratory disease, in a non-atopic individual, with abrupt onset of persistent asthma-like symptoms within minutes to hours of a documented exposure to the irritant. A reversible airflow pattern, on spirometry, with the presence of moderate to severe bronchial hyperreactivity on methacholine challenge testing and the lack of minimal lymphocytic inflammation, without eosinophilia, have also been included in the criteria for diagnosis of RADS. RADS (or asthma) following an irritating inhalation is an infrequent disorder with rates related to the concentration of and duration of exposure to the irritating substance. Industrial bronchitis, on the other hand, is a disorder that occurs as result of exposure due to high concentrations of irritating substance (often particulate in nature) and is completely reversible after exposure ceases. The disorder is characterised by dyspnea, cough and mucus production.</p> <p>For hydrogen peroxide: Hazard increases with peroxide concentration, high concentrations contain an additive stabiliser.</p> <p>Pharmacokinetics Hydrogen peroxide is a normal product of metabolism. It is readily decomposed by catalase in normal cells. In experimental animals exposed to hydrogen peroxide, target organs affected include the lungs, intestine, thymus, liver, and kidney, suggesting its distribution to those sites. Hydrogen peroxide has been detected in breath.</p> <ul style="list-style-type: none"> Absorption: Hydrogen peroxide is decomposed in the bowel before absorption. When applied to tissue, solutions of hydrogen peroxide have poor penetrability. Distribution: Hydrogen peroxide is produced metabolically in intact cells and tissues. It is formed by reduction of oxygen either directly in a two-electron transfer reaction, often catalysed by flavoproteins, or by an initial one-electron step to O₂ followed by dismutation to hydrogen peroxide. Hydrogen peroxide has been detected in serum and in intact liver. based on the results of toxicity studies, the lungs, intestine, thymus, liver, and kidney may be distribution sites. In rabbits and cats that died after intravenous administration of hydrogen peroxide, the lungs were pale and emphysematous. Following intraperitoneal injection of hydrogen peroxide in mice, pyknotic nuclei were induced in the intestine and thymus (IARC 1985). Degeneration of hepatic and renal tubular epithelial tissue was observed following oral administration of hydrogen peroxide to mice. Metabolism: Glutathione peroxidase, responsible for decomposing hydrogen peroxide, is present in normal human tissues (IARC 1985). When hydrogen peroxide comes in contact with catalase, an enzyme found in blood and most tissues, it rapidly decomposes into oxygen and water. Excretion: Hydrogen peroxide has been detected in human breath at levels ranging from 1.0+/-0.5 g/L to 0.34+/-0.17 g/L. <p>Carcinogenicity Gastric and duodenal lesions including adenomas, carcinomas, and adenocarcinomas have been observed in mice treated orally with hydrogen peroxide. Marked strain differences in the incidence of tumors have been observed. Papilloma development has been observed in mice treated by dermal application.</p> <p>Genotoxicity Hydrogen peroxide induced DNA damage, sister chromatid exchanges and chromosomal aberrations in mammalian cells <i>in vitro</i>. Hydrogen peroxide induced DNA damage in bacteria (<i>E. coli</i>), and was mutagenic to bacteria (<i>Salmonella typhimurium</i>) and the fungi, <i>Neurospora crassa</i> and <i>Aspergillus chevallieri</i>, but not to <i>Streptomyces griseoflavus</i>. It was not mutagenic to <i>Drosophila melanogaster</i> or to mammalian cells <i>in vitro</i>.</p> <p>Developmental Toxicity Malformations have been observed in chicken embryos treated with hydrogen peroxide, but experiments with mice and rats have been negative. Female rats that received 0.45% hydrogen peroxide (equivalent to approximately 630 mg/kg/day) as the sole drinking fluid for five weeks produced normal litters when mated with untreated males. Doses of 1.4 to 11 mol/egg hydrogen peroxide (purity 30%) dissolved in water were injected into the airspace of groups of 20-30 white leghorn chicken eggs on day 3 of incubation. Embryos were examined on day 14. The incidence of embryonic deaths and malformations was dose-related and detected at doses of 2.8 mol/egg and above. The combined ED50 was 2.7 mol/egg.</p> <p>Reproductive Toxicity A 1% solution of hydrogen peroxide (equivalent to 1900 mg/kg/day) given as the sole drinking fluid to three-month-old male mice for 7-28 days did not cause infertility. The substance is classified by IARC as Group 3: NOT classifiable as to its carcinogenicity to humans. Evidence of carcinogenicity may be inadequate or limited in animal testing.</p>

Pola Day CP

Acute Toxicity	✓	Carcinogenicity	⊘
Skin Irritation/Corrosion	⊘	Reproductivity	⊘
Serious Eye Damage/Irritation	✓	STOT - Single Exposure	⊘
Respiratory or Skin sensitisation	⊘	STOT - Repeated Exposure	⊘
Mutagenicity	⊘	Aspiration Hazard	⊘

Legend: ✗ – Data available but does not fill the criteria for classification
✓ – Data required to make classification available
⊘ – Data Not Available to make classification

SECTION 12 ECOLOGICAL INFORMATION

Toxicity

Ingredient	Endpoint	Test Duration (hr)	Species	Value	Source
hydrogen peroxide	LC50	96	Fish	0.020mg/L	3
hydrogen peroxide	EC50	3	Algae or other aquatic plants	0.27mg/L	4
hydrogen peroxide	EC50	48	Crustacea	2.32mg/L	4
hydrogen peroxide	EC50	72	Algae or other aquatic plants	0.71mg/L	4
hydrogen peroxide	NOEC	192	Fish	0.028mg/L	4

Legend:

Extracted from 1. IUCLID Toxicity Data 2. Europe ECHA Registered Substances - Ecotoxicological Information - Aquatic Toxicity 3. EPIWIN Suite V3.12 - Aquatic Toxicity Data (Estimated) 4. US EPA, Ecotox database - Aquatic Toxicity Data 5. ECETOC Aquatic Hazard Assessment Data 6. NITE (Japan) - Bioconcentration Data 7. METI (Japan) - Bioconcentration Data 8. Vendor Data

DO NOT discharge into sewer or waterways.

Persistence and degradability

Ingredient	Persistence: Water/Soil	Persistence: Air
hydrogen peroxide	LOW	LOW

Bioaccumulative potential

Ingredient	Bioaccumulation
hydrogen peroxide	LOW (LogKOW = -1.571)

Mobility in soil

Ingredient	Mobility
hydrogen peroxide	LOW (KOC = 14.3)



SECTION 13 DISPOSAL CONSIDERATIONS

Waste treatment methods

Product / Packaging disposal	<ul style="list-style-type: none"> Containers may still present a chemical hazard/ danger when empty. Return to supplier for reuse/ recycling if possible. <p>Otherwise:</p> <ul style="list-style-type: none"> If container can not be cleaned sufficiently well to ensure that residuals do not remain or if the container cannot be used to store the same product, then puncture containers, to prevent re-use, and bury at an authorised landfill. Where possible retain label warnings and SDS and observe all notices pertaining to the product. DO NOT allow wash water from cleaning or process equipment to enter drains. It may be necessary to collect all wash water for treatment before disposal. In all cases disposal to sewer may be subject to local laws and regulations and these should be considered first. Where in doubt contact the responsible authority. <p>Consult State Land Waste Management Authority for disposal. Bury residue in an authorised landfill.</p>
------------------------------	---

SECTION 14 TRANSPORT INFORMATION

Labels Required

	 
Marine Pollutant	NO

Land transport (TDG)

UN number	1511
Packing group	III

Continued...

Pola Day CP

UN proper shipping name	UREA HYDROGEN PEROXIDE		
Environmental hazard	Not Applicable		
Transport hazard class(es)	Class	5.1	
	Subrisk	8	
Special precautions for user	Special provisions	Not Applicable	
	Explosive Limit and Limited Quantity Index	5 kg	
	ERAP Index	Not Applicable	

Air transport (ICAO-IATA / DGR)

UN number	1511		
Packing group	III		
UN proper shipping name	Urea hydrogen peroxide		
Environmental hazard	Not Applicable		
Transport hazard class(es)	ICAO/IATA Class	5.1	
	ICAO / IATA Subrisk	8	
	ERG Code	5C	
Special precautions for user	Special provisions	Not Applicable	
	Cargo Only Packing Instructions	563	
	Cargo Only Maximum Qty / Pack	100 kg	
	Passenger and Cargo Packing Instructions	559	
	Passenger and Cargo Maximum Qty / Pack	25 kg	
	Passenger and Cargo Limited Quantity Packing Instructions	Y545	
	Passenger and Cargo Limited Maximum Qty / Pack	5 kg	

Sea transport (IMDG-Code / GGVSee)

UN number	1511		
Packing group	III		
UN proper shipping name	UREA HYDROGEN PEROXIDE		
Environmental hazard	Not Applicable		
Transport hazard class(es)	IMDG Class	5.1	
	IMDG Subrisk	8	
Special precautions for user	EMS Number	F-A, S-Q	
	Special provisions	Not Applicable	
	Limited Quantities	5 kg	

Transport in bulk according to Annex II of MARPOL and the IBC code

Not Applicable

If packed as Chemical kits the following classification may be considered if all ICAO/IATA transport requirements are met: Chemical Kit UN3316 - Class 9.

SECTION 15 REGULATORY INFORMATION

Safety, health and environmental regulations / legislation specific for the substance or mixture

This product has been classified in accordance with the hazard criteria of the Controlled Products Regulations and the MSDS contains all the information required by the Controlled Products Regulations.

UREA HYDROGEN PEROXIDE(124-43-6) IS FOUND ON THE FOLLOWING REGULATORY LISTS

Canada Non-Domestic Substances List (NDSL)

HYDROGEN PEROXIDE(7722-84-1) IS FOUND ON THE FOLLOWING REGULATORY LISTS

Canada - (English)

Canada - Alberta Occupational Exposure Limits

Canada - British Columbia Occupational Exposure Limits

Canada - Nova Scotia Occupational Exposure Limits

Canada - Prince Edward Island Occupational Exposure Limits

Canada - Prince Edward Island Occupational Exposure Limits - Carcinogens

Canada - Quebec Permissible Exposure Values for Airborne Contaminants (French)

Canada - Saskatchewan Occupational Health and Safety Regulations - Contamination Limits

Canada - Yukon Permissible Concentrations for Airborne Contaminant Substances

Canada Categorization decisions for all DSL substances

Canada Domestic Substances List (DSL)

Canada Forensic Identification Services Chemical Carcinogenicity Evaluation - Table 1 - Chemicals Considered for Assessment (English)

Canada Forensic Identification Services Chemical Carcinogenicity Evaluation - Table 1 - Chemicals Considered for Assessment (French)

International Agency for Research on Cancer (IARC) - Agents Classified by the IARC Monographs

International Air Transport Association (IATA) Dangerous Goods Regulations - Prohibited List Passenger and Cargo Aircraft

Continued...

Pola Day CP

National Inventory	Status
Australia - AICS	Y
Canada - DSL	N (urea hydrogen peroxide)
Canada - NDSL	N (hydrogen peroxide)
China - IECSC	Y
Europe - EINEC / ELINCS / NLP	Y
Japan - ENCS	N (urea hydrogen peroxide)
Korea - KECI	Y
New Zealand - NZIoC	Y
Philippines - PICCS	Y
USA - TSCA	Y
Legend:	Y = All ingredients are on the inventory N = Not determined or one or more ingredients are not on the inventory and are not exempt from listing(see specific ingredients in brackets)

SECTION 16 OTHER INFORMATION

Other information

Classification of the preparation and its individual components has drawn on official and authoritative sources as well as independent review by SDI Limited using available literature references.

The SDS is a Hazard Communication tool and should be used to assist in the Risk Assessment. Many factors determine whether the reported Hazards are Risks in the workplace or other settings. Risks may be determined by reference to Exposures Scenarios. Scale of use, frequency of use and current or available engineering controls must be considered.

Definitions and abbreviations

PC — TWA: Permissible Concentration-Time Weighted Average
PC — STEL: Permissible Concentration-Short Term Exposure Limit
IARC: International Agency for Research on Cancer
ACGIH: American Conference of Governmental Industrial Hygienists
STEL: Short Term Exposure Limit
TEEL: Temporary Emergency Exposure Limit
IDLH: Immediately Dangerous to Life or Health Concentrations
OSF: Odour Safety Factor
NOAEL :No Observed Adverse Effect Level
LOAEL: Lowest Observed Adverse Effect Level
TLV: Threshold Limit Value
LOD: Limit Of Detection
OTV: Odour Threshold Value
BCF: BioConcentration Factors
BEI: Biological Exposure Index

The information contained in the Safety Data Sheet is based on data considered to be accurate, however, no warranty is expressed or implied regarding the accuracy of the data or the results to be obtained from the use thereof.

Other information:

Prepared by: SDI Limited
3-15 Brunsdon Street, Bayswater Victoria, 3153, Australia

Phone Number: +61 3 8727 7111

Date of preparation/revision: 23rd September 2015

Department issuing SDS: Research and Development

Contact: Technical Director