

rok

POSTERIOR HYBRID COMPOSITE

COMPÓSITO HÍBRIDO DE USO POSTERIOR

COMPOSITE HIBRIDO POSTERIOR

KOMPOZYT HYBRYDOWY DO WYPEŁNIEŃ W ZĘBACH BOCZNYCH

HYBRID-KOMPOSIT FÜR SEITENZÄHNE

COMPOSITE HYBRIDE POUR POSTERIEURES

COMPOSITO IBRIDO POSTERIORE

POSTERIOR HYBRIDE COMPOSIT

POSTERIOR HYBRID KOMPOSIT

YHDISTELMÄMUOVI TAKA-ALUEELLE

POSTERIOR HYBRID KOMPOSITT

ΥΒΡΙΔΙΚΗ ΣΥΝΘΕΤΗ ΠΗΤΙΝΗ ΟΠΙΣΘΙΩΝ

POSTERIOR HÍBRIT KOMPOZÍT

HYBRIDNÍ KOMPOZIT PRO LATERÁLNÍ ÚSEK

KOMPOZITNÝ HYBRID PRE ZADNE ZUBY

POSZTERIOR HYBRID KOMPOZIT

HIBRIDNI KOMPOZIT ZA POSTERIORNE RESTAVRACIJE

HIBRIDINIS KOMPOZITAS KRŪMINIAMS DANTIMS

HIBRĪDA KOMPOZĪTMATERĪĀLS SĀNU ZOBU RESTAURĀCIJAM

HÜBRIIDKOMPOSIIT TAGAHAMMASTELE

后牙区通用型光聚合树脂



SDI

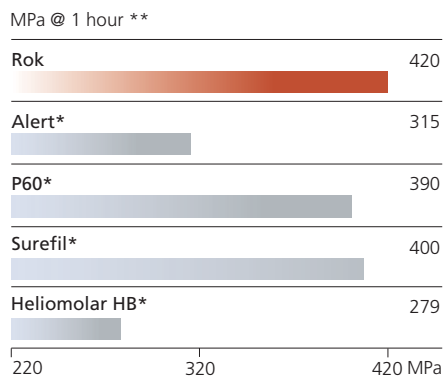
like amalgam,
but white

rok



Compressive strength

A high compressive strength enhances longevity of a composite by withstanding mastication forces. Rok's optimum filler level maximizes strength.



Like an amalgam

Rok can be placed like an amalgam. The exceptional packable heavy body nature of Rok means the use of a conventional amalgam condenser is possible.

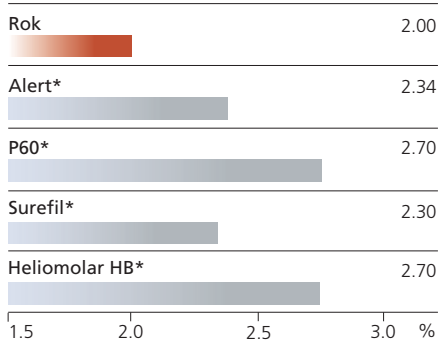
Indications

- Posterior restorations
- Sandwich technique with glass ionomers
- Cusp build up
- Core build up
- Splinting

Low shrinkage

Rok exhibits low polymerization shrinkage. Utilizing longer resin chains with fewer monomer links, Rok has a very low shrinkage. Lower shrinkage minimizes sensitivity and microleakage; an effective seal against microleakage decreases the potential for secondary caries development.

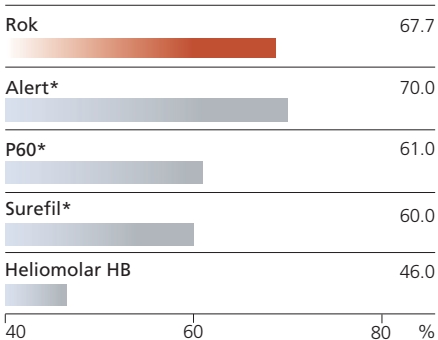
volumetric shrinkage (1) **



High filler level

Rok's high filler level of glass particles maximizes strength, whilst minimizing wear and shrinkage.

% filler by volume (1) **



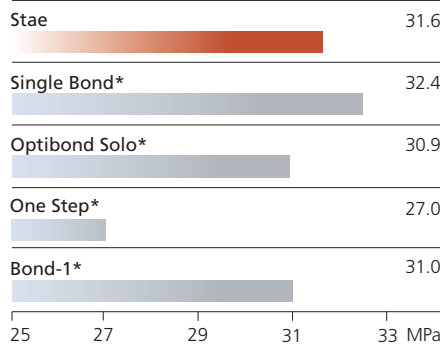
Color range

Rok's shades are ideal for all posterior restorations.

- A2, A3, A3.5, B1, B2, C2

Bond strength

MPa @ 1 hour (2) **



Stae, a fluoride releasing single component bonding agent, exhibits uniform bonding to the tooth structure with no gaps or voids visible within the hybrid layer. (2)

Before



After



Photos courtesy of Geoff Knight

instructions:

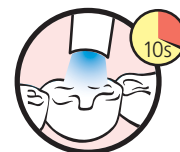
- 1 Isolate tooth, prepare cavity
- 2 Etch tooth surface with Super Etch 37% phosphoric acid for 20 seconds
- 3 Wash thoroughly
- 4 Remove excess water. Keep moist
- 5 Apply Stae to saturate all internal surfaces, or bonding agent according to manufacturer's instructions



- 6 Blow gently with dry, oil-free air for 2 seconds to evaporate solvent. Leave surface glossy



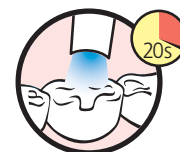
- 7 Light cure for 10 seconds



- 8 Place Rok in increments of 2mm or less



- 9 Cure Rok for 20 seconds in increments of 2mm



- 10 Polish and finish

rok



Rok Introductory 5 Syringe Kit

- 5 x 4g Rok Syringes
(1 each - A2, A3, A3.5, B2, C2)
- 2 x 2mL Super Etch Gel
- 25 x Super Etch Disposable Tips
- 1 x 5mL Stae Single Component Dentin/Enamel Adhesive
- 1 x Rok Shade Guide
- 40 x Points, Fine Tip (white)
- 2 x Mixing Well – dual
- Reorder 8500100

Stae Kit

- 1 x 5mL Stae fluoride releasing single component dentin/enamel adhesive
- 2 x 2mL Super Etch syringes accessories
- Reorder 8100202

Rok Syringe refills

- 1 x 4g Rok syringe Shade
- A2 Reorder code 8500002
- A3 8500003
- A3.5 8500004
- B1 8500006
- B2 8500007
- C2 8500011

* Not the registered trademarks of SDI Limited.

** Source-Published and SDI test data.

(1) Reality 2003 Volume 17.

(2) Duke E. S., DDS, MSD, (1997). Ultrastructural and physical property studies of Stae single component adhesive system. The University of Texas Health Science Center, San Antonio, USA.



Made in Australia by SDI Limited

- Bayswater, Victoria 3153
- Australia 1 800 337 003
- Austria 00800 022 55 734
- Brazil 0800 770 1735
- France 00800 022 55 734
- Germany 0800 100 5759
- Ireland 01 886 9577
- Italy 800 780625
- New Zealand 0800 734 034
- Spain 00800 022 55 734
- United Kingdom 00800 022 55 734
- USA & Canada 1 800 228 5166
- www.sdi.com.au

